



Mechanistic Studies of Ru(III) Chloride Catalyzed Oxidation of Lactose by Sodium Metaperiodate in Alkaline Medium

Ashok Kumar Singh, Vinod Kumar Singh, Shail Kumari, Santosh Kumar, Vineeta Singh, Jaya Srivastava and Shahla Rahmani*

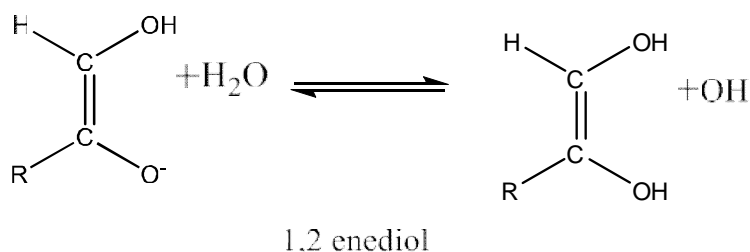
Department of Chemistry, University of Allahabad 211002, **INDIA**
Email: ashokeks@rediffmail.com; ashok_au2@yahoo.co.in, shahlaau@rediffmail.com

Accepted on 3rd March 2018

ABSTRACT

Kinetics of oxidation of lactose by sodium metaperiodate in the presence of Ruthenium(III) chloride as homogeneous catalyst in alkaline medium has been carried out at 40°C. Reaction follows first order kinetics in the lower concentration range of sodium metaperiodate, lactose and OH⁻ ion while the order shifts from first to zero at their higher concentrations range. The reaction follows first-order kinetics in Ru(III) chloride concentration. Negligible effect of chloride ions was observed. Change in the ionic strength of the medium did not bring about any appreciable change in the rate of oxidation of lactose. The reaction rate enhanced significantly on increasing the temperature. HIO₅²⁻ and HRuO₅ have been postulated as the reactive species of sodium metaperiodate and Ru(III) respectively in alkaline medium.

Graphical Abstract



Keywords: Alkaline medium, Lactose, Mechanism, Ru(III)chloride, Sodium metaperiodate.

INTRODUCTION

Periodate has been used extensively in oxidation of organic as well as inorganic compounds. The periodate oxidation is undoubtedly one of the most widely used reactions in organic chemistry [1-10]. NaIO₄ has been successfully explored as a versatile oxidant for a variety of fundamental organic transformations such as C-H activation, oxidative functionalization of alkenes and other interesting oxidative transformations and its application in the synthesis of bioactive natural products. The

reaction has found its greatest application in the field of carbohydrate chemistry. Sodium metaperiodate is a mild oxidant that is routinely used for the conversion of cis-glycol groups in carbohydrates to reactive aldehyde groups. Sodium periodate can be used alone or with transition metals for oxidation reactions. Ruthenium (III) acts as an efficient catalyst [11-15] both in acidic and alkaline medium which is used in present investigation. Ru(III) ions are found to catalyze many periodate oxidations. The kinetics of oxidation of sugars by a variety of oxidants has been reported [16-18] in both acidic and alkaline media. Studies involving the oxidation of the sugars by metal ions or their complexes in an alkaline medium are limited [19-20]. These biological and economic importance of the carbohydrates and especially the disaccharides have been largely responsible for the interest in the study of their bio and physiochemical properties and reactivity. In view of the facts regarding importance and utility of NaIO₄, lactose and Ru(III) the present study has been undertaken.

MATERIALS AND METHODS

All the reagents used were of highest purity percentage available. All the solutions used were prepared in double distilled water to prevent any foreign ion interference. An aqueous solution of sodium metaperiodate (E. Merck) was prepared by accurately weighing and dissolving it in double distilled water. The prepared solution of NaIO₄ was standardized against standard solution of sodiumthiosulphate (Qualigens Chemicals) iodometrically. Standard solution of lactose (Loba) was freshly prepared by exactly weighing and dissolving the weighed amount in double distilled water. A solution of Ru(III) chloride (Unichem Limited) was prepared in HCl of known strength (10.00×10^{-2} M) and its concentration was maintained at 6.69×10^{-3} M. A weighed amount of sodium hydroxide (E. Merck) was dissolved in double distilled water. Each kinetic run was performed at a constant temperature of 40°C with an accuracy of $\pm 0.1^\circ\text{C}$. In a conical flask all the reactants except reducing sugar were mixed in required quantity and hanged in thermostatic water bath maintained at 40°C. Freshly prepared solution of lactose was also kept in separate conical flask within the same thermostatic water bath at the same temperature. When both the solutions have acquired the temperature of the bath, measured amount of the sugar solution was pipetted out and was mixed in the conical containing reaction mixture. As soon as the sugar solution was mixed with the reaction mixture the reaction gets initiated. To know the actual progress of the reaction, 5 mL of the reaction mixture were taken out and poured in a conical containing 5 ml of KI (4%) solution and 5 ml of HClO₄ solution and the liberated iodine equivalent to unconsumed periodate was titrated against hypo solution using starch as an indicator. The initial rates ($-dc/dt$) were obtained from the slopes of concentration of remaining periodate versus time graphs in the initial stages of the reactions by plane mirror method.

Stoichiometry and reaction products: Various sets of experiments having different [NaIO₄]: [Lactose] ratios were carried out. Determination of remaining concentration of NaIO₄ indicated that 4-moles of periodate ions were required to oxidize one mole of lactose in the presence of alkaline solution of ruthenium (III)-chloride and accordingly, following stoichiometric equation represented as-



RESULTS AND DISCUSSION

The kinetics of Ru(III)-catalyzed oxidation of lactose by NaIO₄ in alkaline medium has been studied at 40°C. To know the effect of NaIO₄ on the rate of reaction, a number of kinetic experiments were performed by varying NaIO₄ concentration and keeping the concentration of all other reactants constant at constant temperature of 40°C and at constant ionic strength of the medium. Oxidation of lactose follows first order kinetics in the lower concentration range of sodium metaperiodate while

order shifts from first to zero at its higher concentration range (Fig.1). During the variation of Ru(III)-chloride from 9.64×10^{-6} M to 96.40×10^{-6} M, the concentration of all other reactants were kept constant. The reaction follows first order kinetics with respect to Ru(III)-chloride throughout its variation (Fig.2). For the determination of effect of reducing sugar on the rate of oxidation, the concentration of lactose was varied from 0.50×10^{-2} M to 12.00×10^{-2} M at constant concentration of all other reactants and at constant temperature 40°C . Fig.3 shows a plot between the values of first-order rate constant, k_1 and [Lactose]. This plot clearly shows first-order kinetics in the lower concentration range of lactose whereas order shifts from first to zero order at its higher concentration range throughout its ten-fold variation. First order kinetics was observed at low concentration of OH^- while at higher concentration of OH^- the order was found to be zero in the variation of $[\text{OH}^-]$ at constant concentration of all other reactants and at constant temperature 40°C (Fig.4). The rate of the reaction remains unaffected by the change in $[\text{Cl}^-]$ and ionic strength of the medium. To determine the effect of temperature on the rate in oxidation of lactose by NaIO_4 using Ru(III) as catalyst, experiments were performed under identical conditions at four different temperatures, viz. 35°C , 40°C , 45°C and 50°C . By the observed values of first order rate constant, k_1 , the values of activation parameters like ΔS^\ddagger , ΔG^\ddagger , ΔH^\ddagger , E_a and A for Ru(III)-catalysed oxidation were calculated and found as -1.6193 e.u., 14.784 kcal, 12.845 kcal mol^{-1} , 13.47 kcal mol^{-1} and 7.846×10^{12} mol^{-2} $\text{lit}^2 \text{sec}^{-1}$, respectively.

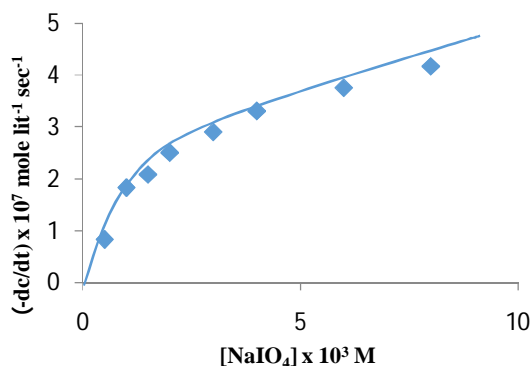


Figure 1. Plot between $(-dc/dt)$ and $[\text{NaIO}_4]$ at 40°C
Solution conditions: $[\text{Lactose}] = 10.00 \times 10^{-2}$ M, $[\text{NaOH}] = 2.00 \times 10^{-2}$ M, $[\text{RuCl}_3] = 28.92 \times 10^{-6}$ M

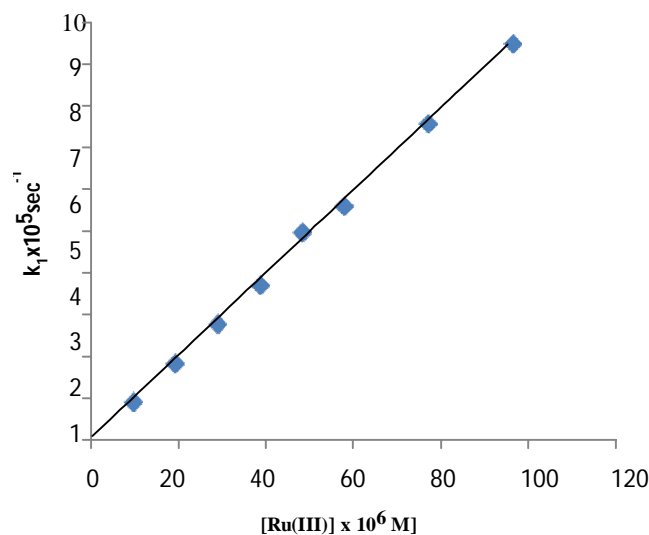


Figure 2. Plot between (k_1) and $[\text{RuCl}_3]$ at 40°C
Solution conditions: $[\text{NaIO}_4] = 1.00 \times 10^{-3}$, $[\text{Lactose}] = 10.00 \times 10^{-2}$ M, $[\text{NaOH}] = 2.00 \times 10^{-2}$ M

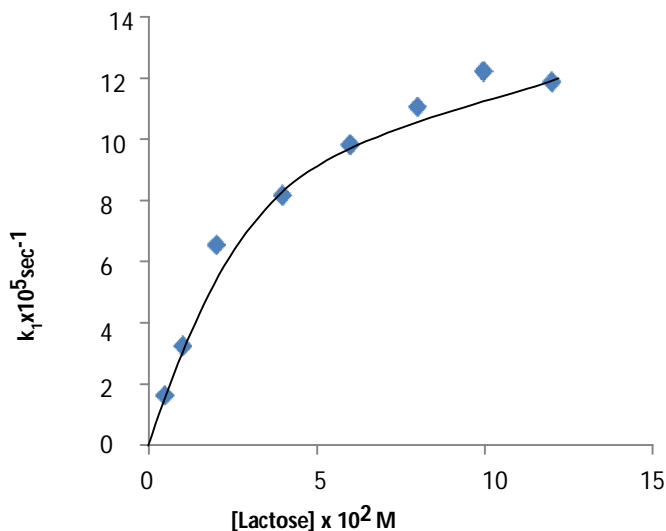


Figure 3. Plot between [Lactose] and (k_1)

Solution conditions: $[\text{NaIO}_4] = 100 \times 10^{-3} \text{ M}$, $[\text{NaOH}] = 2.00 \times 10^{-2} \text{ M}$, $[\text{RuCl}_3] = 28.92 \times 10^{-6} \text{ M}$

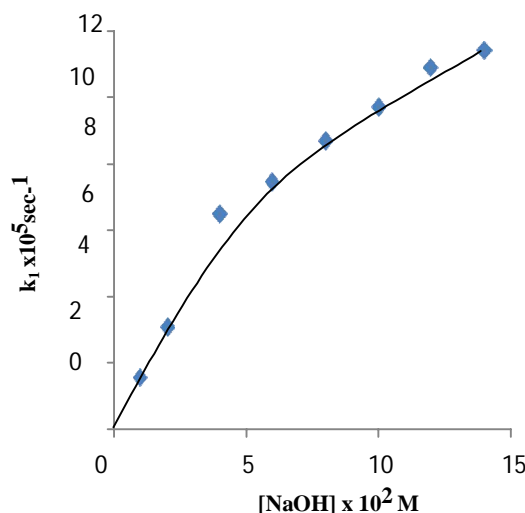
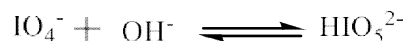


Figure 4. Plot between [NaOH] and (k_1) at 40°C

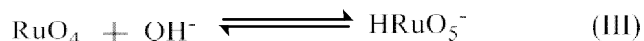
Solution conditions: $[\text{NaIO}_4] = 1.00 \times 10^{-3} \text{ M}$, $[\text{Lactose}] = 10.00 \times 10^{-2} \text{ M}$, $[\text{RuCl}_3] = 28.92 \times 10^{-6} \text{ M}$

Reactive species of Sodium metaperiodate in alkaline medium: Rao *et al* [5] have reported that the observance of Michaelis type of kinetics with respect to periodate ion, under the conditions $[\text{Periodate}] \gg [\text{Ru(III)}]$, and suggests the formation of 1:1 complex between catalyst and periodate, the complex being the reactive oxidizing species. The UV and Raman spectral studies [6-9] indicate that in aqueous acid media ($<5\text{M}$), periodate mainly exists in the form of tetrahedral IO_4^- and octahedral H_4IO_6^- and at higher acidities. It is further protonated giving $[\text{H}_6\text{IO}_6]^+$ or $[\text{I}(\text{OH})_6]^+$. Galliford *et al* [6] reported that at $\text{pH} < 2$, the dilute periodate solutions are mainly in the form of H_5IO_6 and IO_4^- . Hence under these conditions which also pertain to the experimental conditions employed by the author H_4IO_6^- activity is believed to be negligibly small. Rosa Pascual *et al* [9] reported that the pH dependence of the oxidation rate together with the pK_a values, suggests that in the

lower pH range (pH<4) the oxidation of substrate must be brought about by the periodate monoanion. In the pH range 4-8 where we must consider only reaction between dipolar amino acid and periodate monoanion, changes of the rate constant are not expected and the increase in the rate in the pH range 6-8 can be attributed to the catalysis of the phosphate buffer. In analyzing the variation of the reaction rate with pH, we assume that the effective reactants to be the monoanion ($\text{H}_4\text{IO}_6 + \text{IO}_4^-$) of periodate and the protonated dipolar ionic form of the amino acid. In alkaline medium periodate ion is assumed to be involved in the following equilibrium.



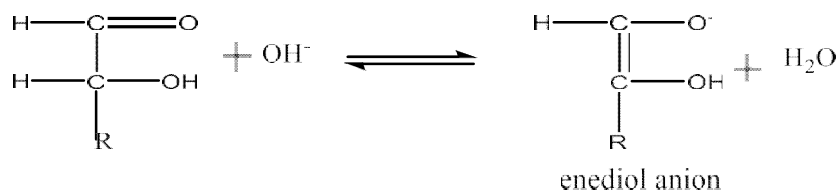
Thus in view of existence of IO_4^- in alkaline medium as HIO_5^{2-} it is proposed that HIO_5^{2-} is reactive species. Reactive species of Ru(III) chloride in alkaline medium: Oxidation of Ru(III) by periodate is known to be very fast [21-23]. Thus it appears that the conversion of Ru(III) to Ru(VIII) takes place much more rapidly than oxidation of sugar. Hence, it is reasonable to postulate the Ru(VIII) is the species responsible for the catalysis. In aqueous solution ruthenium tetroxide exist the following equilibria-

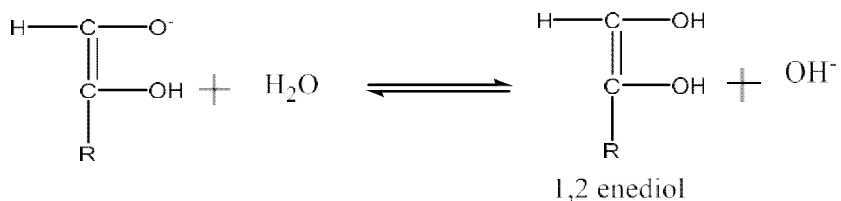
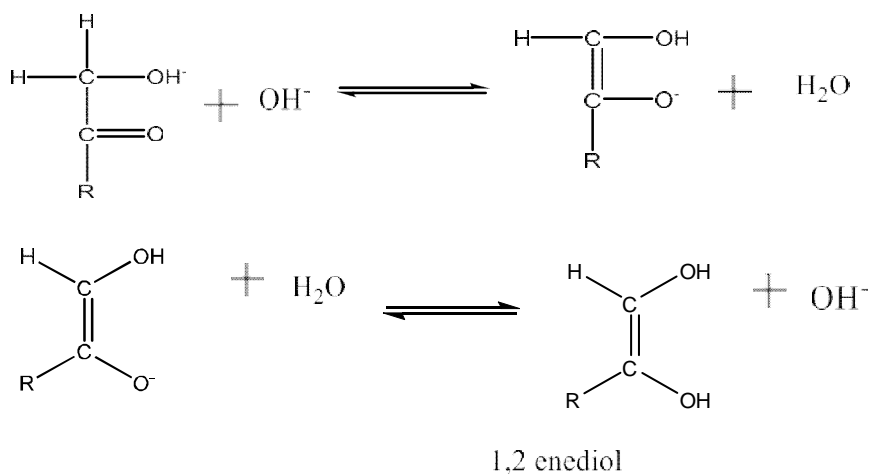


It appears from above equilibria that ruthenium tetroxide may catalyze the reaction under investigation either by RuO_4 or through HRuO_5^- . If HRuO_5^- is assumed to be active species then rate law requires positive effect of hydroxide ion. In our case the observed positive effect of hydroxide ion on the rate of reaction clearly shows that the reactive species of ruthenium tetroxide in alkaline medium is HRuO_5^- .

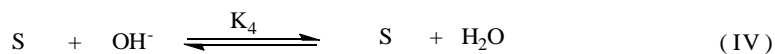
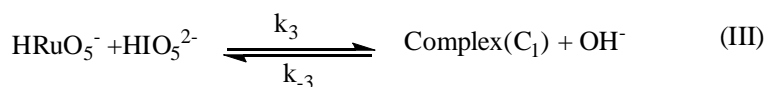
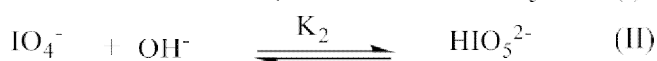
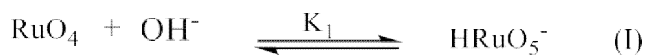
Reactive species of lactose in alkaline medium: It is well known that in the presence of alkali⁵ the reducing sugar undergoes tautomeric change resulting in an enediol intermediate as an intermediate. The formation of enediol as an intermediate in the interconversion of reducing sugar was first suggested by Wohl and Neuberg [24] and later on by Nef Evans [25]. Further evidence of enediol is afforded by the ability of the alkaline sugar solution to take up large quantities of iodine [26] by the observations that sugars are oxidized with cleavage C_1 and C_2 in alkaline solutions and by studies of ultraviolet spectra which show a maximum characteristic dicarbonyl compounds attributed to an enediol. The evidence for the enediol [27] formation is also furnished by the observed ability of the alkaline sugar solutions to decolorize the solutions of 2, 6-dichlorophenol indophenol. The alkali catalyzed formation of enediol might be as follows.

Aldehyde Sugars



**Keto Sugars**


On the basis of evidence discussed above, it is concluded that the reducing sugar in the presence of alkali first changes into enediol anion and then into 1,2enediol. Reaction mechanism and derivation of rate law thus in view of existence of RuO_4 and IO_4^- in alkaline medium as HRuO_5^- and HIO_5^{2-} respectively and considering the observed kinetic results, the following reaction scheme is suggested.



Where S stands for substrate



Slow the rate determining step



Considering above mechanistic steps, the rate of the reaction maybe expressed in terms of loss of sodium periodate concentration as equation (1)

$$-\frac{d[\text{IO}_4^-]}{dt} = k_5 [\text{C}_1][\text{S}^-] \quad (1)$$

On applying steady state approximation to $[\text{C}_1]$ and considering steps (III) and (IV) we have

$$\text{C}_1 = \frac{k_3[\text{HRuO}_5^-][\text{HIO}_5^{2-}]}{k_{-3}[\text{OH}^-] + k[\text{S}^-]} \quad (2)$$

By considering equation no.(1) and (2) we have

$$= \frac{k_5 k_3 [\text{S}^-] [\text{HRuO}_5^-] [\text{HIO}_5^{2-}]}{k_{-3}[\text{OH}^-] + k[\text{S}^-]} \quad (3)$$

The total concentration of HRuO_5^- may be written as-

$$[\text{HRuO}_5^-] = \frac{k_{-3}[\text{OH}^-] + k_5[\text{S}^-][\text{HRuO}_5^-]_{\text{T}}}{k_{-3}[\text{OH}^-] + k_5[\text{S}^-] + k_3[\text{HIO}_5^{2-}]} \quad (4)$$

On substituting the value of $[\text{HRuO}_5^-]$ from equation (4) in equation (3) we have

$$-\frac{d[\text{IO}_4^-]}{dt} = \frac{k_5 k_3 [\text{S}^-] [\text{HIO}_5^{2-}] (k_{-3}[\text{OH}^-] + k_5[\text{S}^-]) [\text{HRuO}_5^-]_{\text{T}}}{(k_{-3}[\text{OH}^-] + k[\text{S}^-]) (k_{-3}[\text{OH}^-] + k_5[\text{S}^-] + k_3[\text{HIO}_5^{2-}])}$$

$$-\frac{d[\text{IO}_4^-]}{dt} = \frac{k_5 k_3 [\text{S}^-] [\text{HIO}_5^{2-}] [\text{HRuO}_5^-]_{\text{T}}}{(k_{-3}[\text{OH}^-] + k_5[\text{S}^-]) + k_3[\text{HIO}_5^{2-}]} \quad (5)$$

From step (IV) we have

$$K_4 = \frac{[\text{S}^-]}{[\text{S}][\text{OH}^-]}$$

$$\text{Or } [\text{S}^-] = K_4[\text{S}][\text{OH}^-] \quad (6)$$

By substituting value of $[\text{S}^-]$ from equation (6) in equation (5)

$$-\frac{d[\text{IO}_4^-]}{dt} = \frac{k_5 k_3 K_4 [\text{S}^-] [\text{OH}^-] [\text{HIO}_5^{2-}] [\text{HRuO}_5^-]_{\text{T}}}{k_{-3}[\text{OH}^-] + k_5 K_4 [\text{S}][\text{OH}^-] + k_3[\text{HIO}_5^{2-}]} \quad (7)$$

But since $[\text{OH}^-] \gg [\text{RuO}_4]$, Hence $[\text{HRuO}_5^-]_{\text{T}} = [\text{RuO}_4]$. Similarly, since $[\text{OH}^-] \gg [\text{IO}_4^-]$, Hence $[\text{HIO}_5^{2-}] = [\text{IO}_4^-]$

In the light of above statement equation (7) may be written as equation (8)

$$-\frac{d[\text{IO}_4^-]}{dt} = \frac{k_5 k_3 K_4 [\text{S}][\text{OH}^-][\text{IO}_4^-][\text{RuO}_4]}{k_{-3}[\text{OH}^-] + k_5 K_4 [\text{S}][\text{OH}^-] + k_3[\text{IO}_4^-]} \quad (8)$$

Further on assuming $k_{-3} < k_5 K[\text{S}]$, equation (8) may be written as equation (9)

$$-\frac{d[\text{IO}_4^-]}{dt} = \frac{k_5 k_3 k_4 [\text{S}][\text{OH}^-][\text{IO}_4^-][\text{RuO}_4]}{k_5 K[\text{S}][\text{OH}^-] + k_3[\text{IO}_4^-]}$$

Or

$$-\frac{d[\text{IO}_4^-]}{dt} = \frac{k'[\text{S}][\text{OH}^-][\text{IO}_4^-][\text{RuO}_4]}{k''[\text{S}][\text{OH}^-] + k_3[\text{IO}_4^-]} \quad (9)$$

The rate law (9) is in good agreement with experimental observations

APPLICATION

Based on the observed kinetic data and a most probable reaction path for Ru(III)- catalyzed oxidation of by sodium meta periodate in alkaline medium has been proposed. Oxidation of lactose depends on both reaction conditions and catalyst activity. For industrial purposes, it would be desirable that the lactose kinetic model were be able to describe accurately the conversion as a function of time, from time zero to nearly complete reduction of the substrate.

CONCLUSIONS

The following conclusions were derived from the observed kinetic data for Ru(III)-catalyzed oxidation of lactose by sodium metaperiodate in alkaline medium-

1. $[\text{HIO}_5^{2-}]$ and $[\text{HRuO}_5^-]$ have been determined as the reactive species of the metaperiodate and Ru(III) chloride in alkaline medium, respectively.
2. First order kinetics with respect to $[\text{Ru(III)}]$ and nil effect of $[\text{Cl}^-]$ was noted.
3. There is no effect of ionic strength of the medium (μ) on the rate of oxidation of lactose.
4. The rate law (9) is in good agreement with experimental observations.

REFERENCES

- [1]. F. R. Duke, Kinetics of oxidation of 3-methyl cyclohexanone by periodate catalysed by Ru(III) in alkaline medium, *J. Am. Chem. Soc.* **1974**, 69,3054.
- [2]. F. R. Duke, V. C. Bulgrin, Periodate Oxidation of Diol and Other Functional Groups: Analytical and structural applications, *J. Am. Chem. Soc.*, **1954**, 76, 3803.
- [3]. G. J. Buist And C. A. Bunton. The mechanism of oxidation of α -glycols by periodic acid. Part IX. Propane-1,2-diol: kinetics of formation of the intermediate. *J. Chem. Soc.* **1954**, 1406; **1957**, 4580; *J. Chem. Soc. (B)*, **1971**, 2117.
- [4]. G. J. Buist, C. A. Bunton, J. H. Miles, Kinetics and mechanism of oxidation of sulfanilic acid by periodate ion in aqueous medium. *J. Chem. Soc.* 4567 (**1957**); 4575 (**1957**); 743 (**1959**).
- [5]. S. Senent, M. Pbrez P. Escudero. Kinetics and mechanism of the oxidation of proline by periodate, *An. R. Soc. Esp. Fis. Quim.* **B57**, 196, 153.
- [6]. G. J. Buist, C. A. Bunton, J. Lomas, The Mechanism of Oxidation of α -Glycols by Periodic Acid. Part VL* Oxidation of Pinacol at pH 0-6. *J. Chem. Soc. (B)*, **1966** 1094; **1966**, 1099.
- [7]. G. J. Buist, J. D. Lewis, The Mechanism of Oxidation of α -Glycols by Periodic Acid. Part VIII .1 Oxidation of Phenylethane-1, 2-diol, *J. Chem. Soc. (B)*, **1968**, 90.
- [8]. G. J. Buist, C. A. Bunton, W. C. P. Hipperson. The Mechanism of oxidation of α -Glycols by Periodic Acid. Part XI the Oxidation of Pinacol, and a General Discussion of the stability of Periodate Esters and their Role in the Mechanism of Oxidation, *J. Chem. Soc. (B)*, **1971**, 2128.
- [9]. G. Dahlgren E. Rand. The Kinetics of the Periodate Oxidation of Substituted 2-Aminoethanols *J. Phys. Chem.* **1967**, 71, 1955.
- [10]. L. Maros, I. Molnar-Perl, E. Schissel, V. Szerdahelyi. Mechanism of the Periodate Oxidation of

- Ethane-I , 2-diamine, NN'-Dimethylethane-I ,2-diamine, and 2-Aminoethanol. *J. Chem. Soc. Perkin Trans.* **1980**, 11, 39.
- [11]. Y.N. Firsova, a. D. Ryabnov, Regulatory role of surfactantas in the kinetics of glucose oxidase-catalyzed oxidation of d-Glucose by Ferrocenium and N-Butylferroceniumions, *Russ. Chem. Bl.* **1997**, 46, 1700-1706.
- [12]. Ashok Kumar Singh, Priyanka Singh, Jaya Srivastava, Shahla Rahmani Ravi Prakash, Rh(III)-Catalysis in the Kinetic Studies of Oxidation of D-Xylose by n-Bromosuccinimide in Acidicmedium, *j applicable Chem.*, **2015**, 4 (5), 1507-1521
- [13]. Ashok Kumar Singh, Reena Singh, Jaya Srivastava, Shahla Rahmani, Ranju Pradhan, A Kinetic Approach for $(\text{H}_2\text{OBr})^+$ Oxidation of Glucose in Presence of $[\text{RhCl}_4(\text{H}_2\text{O})_2]^{1-}$ as Catalyst, *J Applicable Chem.*, **2015**, 4 (2), 587-600.
- [14]. Ashok Kumar Singh, Ravi Prakash, Jaya Srivastava, Santosh Kumar, Shailesh Kumar Singh, Shahla Rahmani, Kinetics and Mechanism of Pd(II) Chloride Catalysed Oxidation of L-Proline by N-Chlorosuccinimide in Acidic Medium, *J Applicable Chem.*, **2017**, 6 (4), 513-525.
- [15]. Ashok Kumar Singh, Rajesh Kumar Singh, Jaya Srivastava, Rakesh Patel, Shahla Rahmani, Kinetics of Oxidation of Trehalose by Protonated N-Bromosuccinimide Using Rh(III) Chloride As Homogeneous Catalyst, *J Applicable Chem.*, **2016**, 5 (1), 204-218.
- [16]. S. Srivastava, S. Singh, Kinetic study of Rh(III) catalyzed oxidation of sucrose by sodium periodate in acidic medium. *Asian Journal of Chemistry*, **2008**, 20, 973-978.
- [17]. K.V. Krishna, P.J.P. Rao, Kinetics and mechanism of oxidation of some reducing sugars by diperiodatoargentate(III) in alkaline medium. *Transition Metal Chemistry (Historical Archive)*, **1995**, 20, 344-346.
- [18]. S.V. Singh, O.C. Saxena, M.P. Singh, Kinetics and mechanism of oxidation of D-xylose, L-arabinose, D-glucose, D-fructose, D-mannose, D-galactose, L-sorbose, lactose, maltose, cellobiose, and melibiose by copper(II) in alkaline medium. *Journal of the American Chemical Society*, **1970**, 92, 537.
- [19]. N. Nath, M.P. Singh, Mechanism of the oxidation of reducing sugars (hexoses) by hexacyanoferrate(III) in alkaline medium and Lobry de Bruyn transformation. *The Journal of Physical Chemistry*, **1965**, 69, 2038.
- [20]. H.S. Singh, R.K. Singh, S.M. Singh, K. Sisodia, *J. Phys. Chem.*, **1977**, 81, 1044; S. T. Nandibewoor, G.A. Hiremath, P.L. Timmanagoudar, *Transition. Met. Chem.* **2000**, 25, 394.
- [21]. T.D. Avtokatova; "Analytical chemistry of Ruthenium", Humphrey Science Pub. , London, **1969**, 163.
- [22]. Markandeswar Panda, Ruthenium(VIII) mediated oxidation of some aliphatic and alicyclic ketones by periodate Ruthenium(III) system in aqueous HClO_4 medium. *International journal of chemical kinetics*, **1996**, 28, 453-460.
- [23]. Sameer V. Renukdas, Naseema T. patel, Ru(III) and Os(VIII) catalyzed oxidation of 4-methyl cyclohexanone by periodate in aqueous alkaline medium, *J. Curr. Chem. Pharmm. Sc.*, **2014**, 4(2), 82-86
- [24]. A. Wohl, C. Neuberg, To know the Glyceraldehyde, *Ber.* **1900**, 333095.
- [25]. W.L. Evans, The mechanism of carbohydrate oxidation., *Chem. Rev.* **1929**, 6, 281.
- [26]. M.L. Ewis, W.L. Wolforn, Advances in Carbohydrate Chemistry, Volume 13, *J. Am. Chem. Soc.* **1928**, 50, 837.
- [27]. Brijesh Kumar Prajapati, Jaya Srivastava, Ranju Pradhan, Shailesh Kumar Singh, Ashok Kumar Singh and Shahla Rahmani. Kinetics and Mechanism of Ir(III)-catalyzed Oxidation of D-Galactose by potassium Iodate in Aqueous Alkaline Medium. *J Applicable Chem.* **2017**, 6 (6): 1158-1170.