



Journal of Applicable Chemistry

2020, 9 (3): 398-403
(International Peer Reviewed Journal)



Thermo-Analytical Techniques as useful Quality Control Tools in the Manufacture of Ammonium Per chlorate

M. R. R. Prasad^{1*} and K. Sudhakar babu²

1. Department of Chemistry, Sri Krishnadevaraya University, Anantapuram-515003, Andhra Pradesh, **INDIA**

2. Department of Chemistry, Sri Krishnadevaraya University, Anantapuram-515003,
Andhra Pradesh, **INDIA**

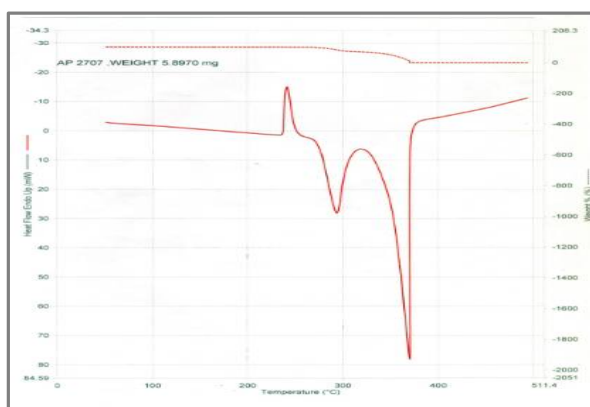
Email: mandapaka.p@gmail.com, drksbabu9@gmail.com

Accepted on 27th April, 2020

ABSTRACT

The utility of thermo-analytical techniques as production quality control tools in the manufacture of ammonium per chlorate is discussed. A random selection of three production batches (Batch capacity of 2 Tons batch⁻¹) were selected and studied employing thermo gravimetric (TG) and differential scanning calorimetric (DSC) methods. The endothermic enthalpies of crystallographic phase-transition from orthorhombic to cubic phase of three batches of ammonium per chlorate (AP) are in the range of 133.1 J g⁻¹-137.7 J g⁻¹, and the corresponding temperatures are in the range of 240.5 °C to 241.8 °C. The peak temperatures of decomposition for the low-temperature decomposition (LTD) are in the range of 293.7 °C to 297 °C; and high-temperature decomposition (HTD) are in the ranges of 370.3 °C to 376.1 °C. The total exothermic enthalpies are in the range of 1655.6 J g⁻¹ to 1668.4 J g⁻¹. The results are highly reproducible.

Graphical Abstract



TG – DSC Curves of AP Batch No. 2707.

Keywords: Ammonium Per chlorate, TG, DSC, Enthalpy, Phase-transition, Decomposition, Quality Control Tool.

INTRODUCTION

Ammonium per chlorate (AP), an inorganic white crystalline oxidizer, is extensively used as a part of the composite solid rocket propellant formulation across the globe. The combustion characteristics of a composite solid rocket propellant are highly dependent on the thermal and combustion characteristics of AP, may be due to its presence in larger quantity in comparison with the other constituents of the propellant composition [1-14].

Influence of various reaction parameters such as particle-size, aging of crystal etc., on thermal decomposition of AP was discussed by Keenan *et al* [15]. Heat released during the thermal decomposition of pure AP still remains a controversy. Hao *et al* [16] reported a value of 941 J g^{-1} ; while Zhang *et al* [17] reported a value of 875 J g^{-1} ; and Patil *et al* [18] reported a value of 834 J g^{-1} . A value of 590 J g^{-1} was reported by Hosseini *et al* [19] and Xu *et al* [20]. Yet, some other variation in values observed include, those by Wang *et al* [21] (576 J g^{-1}); and Eslami *et al* [22] (450 J g^{-1}); and Wang *et al* [23] (450.3 J g^{-1}).

Therefore, towards better understanding of these discrepancies, simultaneous thermo gravimetric (TG), and differential scanning calorimetric (DSC) experiments were carried out on three regular production batches from the Ammonium Per chlorate Experimental Plant (APEP) of Vikram Sarabhai Space Centre, Indian Space Research Organization (ISRO), Department of Space, Government of India; and the results are discussed here under.

MATERIALS AND METHODS

Ammonium per chlorate samples considered in this study was procured from the Ammonium Per chlorate Experimental Plant (APEP) of Vikram Sarabhai Space Centre, Indian Space Research Organization, Department of Space and Government of India. The simultaneous thermo gravimetric (TG) and differential scanning calorimetric (DSC) experiments were conducted employing Perkin–Elmer –07 Model, at a sample heating rate of $10^\circ\text{C. min}^{-1}$, in an inert atmosphere of pure Argon, at a gas flow rate of 100 mL.min^{-1} .

RESULTS AND DISCUSSION

The particle-size distribution of three random batch samples of AP (Batch Nos. 2707, 2845, 2846) considered in this study is shown in figure 1. In the AP Batch No. 2845, the particle-size fraction corresponding to $300\text{-}250 \mu$ range is slightly higher. In the case of Batch No. 2707, the particle –size range between $45\text{-}125 \mu$ is relatively high. But for these small variations, all the three batches of

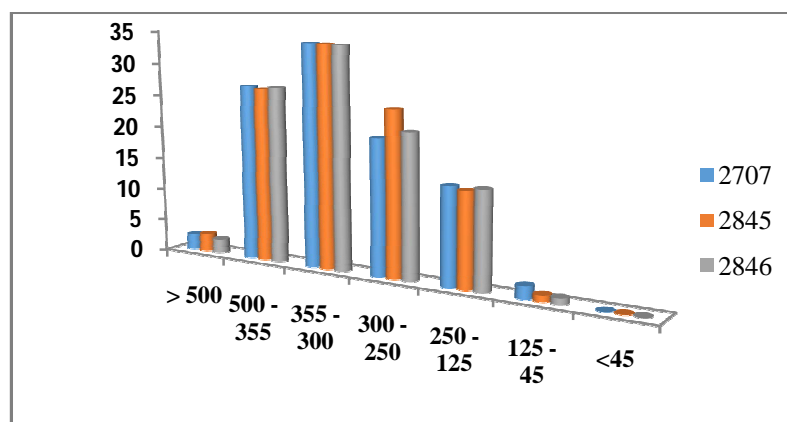


Figure 1. Particle-Size Distribution of Four Different Batches of Ammonium Per chlorate.

AP (each sample corresponds to 2 Tonnes /batch of production) are almost identical in terms of particle-size distribution. The chemical analysis of these three samples is presented in [table1](#). From the chemical analysis of these three batches indicate that the production batches are highly reproducible. Thermal decomposition pattern of these three production batches as studied through simultaneous thermo-gravimetric (TG) and differential scanning calorimetric (DSC) techniques are presented through [figure 2 to 4](#).

Table 1. Chemical Parameters Comparison for three Different Batches of Ammonium per chlorate

Chemical Parameter	Ammonium Per chlorate Batch Number		
	2707	2845	2846
Assay as NH_4ClO_4 (%)	99.35	99.28	99.30
Total Moisture (%)	0.19	0.20	0.20
Surface Moisture (%)	0.05	0.05	0.04
Sulphated Ash (%)	0.08	0.08	0.06
Water Insoluble's (%)	0.004	0.004	0.004
pH of 1M Solution	4.78	4.84	4.81
Chlorate as ClO_3 (%)	0.01	0.01	0.01
Chloride as Cl (%)	0.03	0.01	0.01
Sulphate as SO_4 (%)	0.003	0.003	0.001

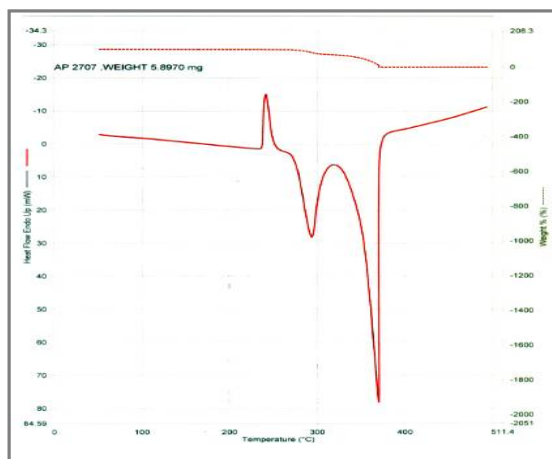


Figure 2. TG – DSC Curves of AP Batch No. 2707.

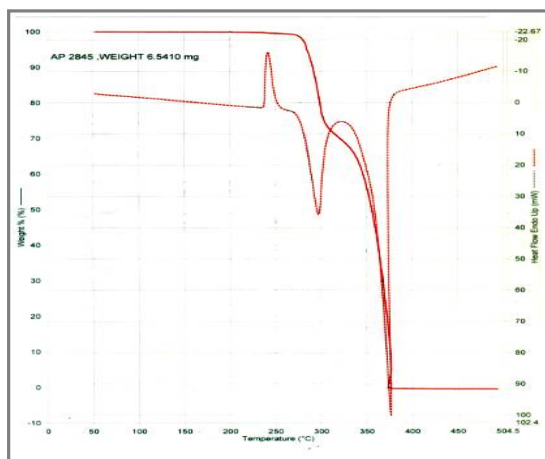


Figure 3. TG –DSC Curves of AP Batch No. 2845.

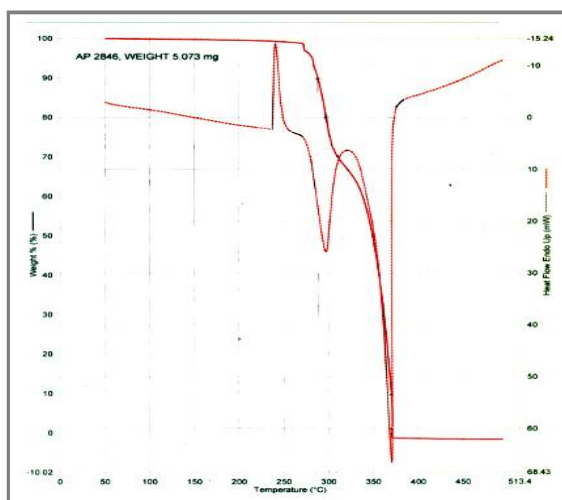


Figure 4. TG - DSC Curves of AP Batch No. 2846.

The heat involvement for the endothermic crystallographic phase-transition from orthorhombic to cubic phase for these three batches of AP samples is presented in table 2. Similar data for the low – temperature decomposition (LTD) and high-temperature decomposition (HTD) of AP for these three batches of AP is presented in table 3.

Table 2. Thermal Data for the Crystallographic Phase-transition of four batches of AP

AP Batch No.	Endothermic Phase-transition Temperature (°C)	Endothermic Enthalpy (J g ⁻¹)
2707	241.5	135.2
2845	241.8	137.7
2846	240.5	133.1

The endothermic phase-transition is not as simple as we normally state. In the initial phase, at low temperatures, the phase-transition of AP follows atom –by –atom process, and when the temperature approaches 243°C, the transition is martensite type. In either of the cases, the polymorphous transition proceeds through the formation and growth of the nuclei of the new phase; and the growth of the martensite nuclei occurs in a jump wise manner [24]. Another theory proposes that, based on single crystal X-ray diffraction data, the existence of a second order irreversible phase-transition takes place, besides the reversible first-order orthorhombic to cubic phase-transfer occurring slightly below the known transformation temperature [25]. While the first order transition which normally occurs rather suddenly, the second order transition occurs over a range of temperature and affects the decomposition of AP [26]. The crystallographic phase- transition temperatures are highly reproducible for all the three batches, and the endothermic enthalpy range between 133.1 J g⁻¹ to 137.7 J g⁻¹. Similarly, the total exothermic enthalpy of both LTD and HTD put together are ranging between 1655.6 J g⁻¹ and 1668.4 J g⁻¹.

Table 3. Thermal Data for the LTD and HTD of AP

AP Batch No.	Exothermic Low-temperature Decomposition of AP		Exothermic High-temperature Decomposition of AP		Total Exothermic Enthalpy (J g ⁻¹)
	Peak Temperature (°C)	Enthalpy (J g ⁻¹)	Peak Temperature (°C)	Enthalpy (J g ⁻¹)	
2707	293.7	431.5	370.3	1236.9	1668.4
2845	297.0	463.2	376.1	1192.4	1655.6
2846	296.7	446.8	370.3	1218.2	1664.2

APPLICATION

Thermo-analytical techniques as useful quality control tools for the production of ammonium per chlorate manufacture. Observed parameters are reproducible and within the acceptable range. When used in composite solid rocket propellant formulations, are expected to give reproducible combustion rates avoiding trial mixing.

CONCLUSION

Under the given set of production parametric conditions, the three batches are highly reproducible. Endothermic phase-transition enthalpy, and the total exothermic enthalpies indicate that there is a good reproducibility of production batches and are expected to give same order of combustion rate performance when used in the propellant formulation.

ACKNOWLEDGEMENT

The authors wish to express their gratitude to the authorities at Vikram Sarabhai Space Centre, ISRO, Department of Space, and Government of India for extending their support for this research activity.

REFERENCES

- [1]. J. Cain, M Q. Brewster, Radiative ignition of fine ammonium per chlorate composite propellants, *Propellants Explosives Pyrotechnics*, **2006**, 31, 278-284.
- [2]. Z. Li, X. Xiang, B. Lu, F. Li, A nanocomposite precursor strategy to mixed-metal oxides with excellent catalytic activity for thermal decomposition of ammonium per chlorate, *Applied Clay Science*, **2012**, 65(66), 14-20.
- [3]. W. M. AbdelWareth, X. U. Xu, Ammonium per chlorate decomposition characteristic parameters determination, a simplified approach". *Applied Mechanics and Materials*, 2012, 110(116)-162.
- [4]. P. W. M. Jacob, H. M. Whitehead, Decomposition and combustion of ammonium per chlorate, *Chem. Rev.*, **1969**, 69(4), 551-590.
- [5]. V. V. Boldyrev, Thermal decomposition of ammonium per chlorate, *Thermochim. Acta.*, **2006**, 443(1), 1-36.
- [6]. L. L. Liu, J. Li, L. Y. Zhang, S. Y. Tian, Effects of magnesium based hydrogen storage materials on the thermal decomposition, burning rate, and explosive heat of ammonium per chlorate based composite solid rocket propellant, *J. Hazard Mater.*, **2018**, 342, 477-481.
- [7]. R. A. Isbell, M. Q. Brewster, Optical properties of energetic materials: RDX, HMX, AP, NC/NG, and HTPB, *Propellants Explosives Pyrotechnics*, **1998**, 23, 218-224.
- [8]. D. M. Badujar, M. B. Talawar, S. N. Asthana, P. P. Mhulikar. Advances in science and technology of modern energetic materials an overview, *J. Hazard. Mater.*, **2008**, 151, 289-305.
- [9]. C. W. Fong, R. F. Smith. The relationship between plateau burning behaviour and ammonium per chlorate particle size in HTPB – AP composite propellants, *Combust. Flame*, **1987**, 67, 235-247.
- [10]. M. Shusser, F. E. C. Culick, N. S. Cohen, Combustion response of ammonium per chlorate composite propellants, *J. Propul. Power*, **2002**, 18(5), 1093.
- [11]. J. A. F. F. Rocco, J. E. S. Lima, A. G. Frutuoso, K. Iha, M. Ionashiro, J. R. Matos, M. E. V. Suárez –Iha, Thermal degradation of a composite solid propellant examined by DSC, *Therm. Anal. Calorim.*, **2004**, 75(2), 551–557.
- [12]. Y. Zhao, X. Zhang, X. Xu, Y. Zhao, H. Zhou, The synthesis of ultra-long cobalt chains and its outstanding catalytic performance on the thermal decomposition of ammonium per chlorate, *Materials Chemistry and Physics*, **2017**, 201, 235-240.
- [13]. X. Xiao, B. Peng, L. Cal, X. Zhang, S. Liu, Y. Wang, The high efficient catalytic properties for thermal decomposition of ammonium per chlorate using mesoporous ZnCo₂O₄ rods synthesized by oxalate co-precipitation method, *Sci. Rep.*, **2018**, 8, 7571; doi.1038/s41598-018-26022-2.
- [14]. J. Wang, W. Zhang, Z. Zheng, Y. Gao, K. Ma, J. Ye, Enhanced thermal decomposition properties of ammonium per chlorate through addition of 3DOM core-shell Fe₂O₃/Co₃O₄ composite, *Journal of Alloys and Compounds*, **2017**, 724, 720-727.
- [15]. A. G. Keenan, R. F. Siegmund, Thermal decomposition of ammonium pr chlorate, *Q. Rev. Chem. Soc.*, **1969**, 23, 430-452.
- [16]. G. Z. Hao, J. Liu, H. Gao, L. Xiao, Y. Qiao, W. Jiang, F. Q. Zhao, H. X. Gao, Preparation of Nano-sized CuO and its Catalytic Effect on the Thermal Decomposition of AP, *Chinese J. Explosives and Propellants*, **2015**. DOI: 10.14077/j. issn. 1007-7812.2015.04.004.
- [17]. W. Zhang, L. Qing ping, X. Duan, Y. Zhou, C. Pei, Nitrated graphene oxide and its catalytic activity in thermal decomposition of ammonium per chlorate, *Materials Research Bulletin* **2014**, 50, 73–78. DOI: 10.1016/J.MATERRESBULL.2013.10.02.

- [18]. P. R. Patil, V. N. Krishnamurthy, S. S. Joshi, Effect of nano-copper oxide and copper chromite on the thermal decomposition of ammonium per chlorate, *J. Propellants, Explosives, Pyrotechnics*, **2008**, 33(4), 266–270.
- [19]. S. G. Hosseini, Z. Khodadadipoor, M. Mahyari, CuO nanoparticles supported on three-dimensional nitrogen-doped graphene as a promising catalyst for thermal decomposition of ammonium per chlorate, *Applied Organometallic Chemistry*, **2018**, 32(1), 3959.
- [20]. Y. Y. Xu, D. R. Chen, M. L. Jiao, CuO micro flowers composed of nanosheets, synthesis, characterization, and formation mechanism, *J. Materials Research Bulletin*, **2007**, 42(9), 1723 - 1731.
- [21]. S. Wang, B. Ye, C. An, J. Wang, Q. Li, H. Guo, J. Zhang, B. Ye, Exploring the Coordination Effect of GO@MOF-5as Catalyst on Thermal Decomposition of Ammonium per chlorate, *Nanoscale Research Letters*, **2019**, 14, Article No. 345.
- [22]. A. Eslami, N. M. Juibari, S. G. Hosseini, Fabrication of ammonium per chlorate/copper-chromium oxides core-shell nanocomposites for catalytic thermal decomposition of ammonium per chlorate, *Materials Chemistry and Physics*, **2016**, 181, 12-20.
- [23]. D. Wang, Y. Jiang, Y. Hu, D. Hao, Y. Yang, R. Fan, D. Xia, K. Lin, Porous Cr₂O₃ bead with a 3D continuous pore architecture: synthesis and its catalytic performance for decomposition of ammonium per chlorate, *New J. Chem.*, **2019**, 43, 10560.
- [24]. Ivanov E. Yu., V. V. Boldyrev, On the mechanism of polymorphous transition in ammonium perchlorate crystals, *Dokl. AN SSS*, **1979**, 248(4), 862–863.
- [25]. F. J. Cheselske, Investigation of the mechanism of decomposition, combustion, and detonation of solids, *Aerojet-General Rept.* 0372-01F, AD 458854, AF 49(638)-851, March 15, **1965**.
- [26]. J. C. Slater, Introduction to Chemical Physics, McGraw Hill Book Co., New York, N. Y., **1939**, p 293.