



## Escape Corona- Part 6.....

KLab  
rsr.chem1979

**K. Somasekhara Rao,**  
Dept. of Chemistry,  
Acharya Nagarjuna Univ.,  
Dr. M.R.Appa Rao Campus,  
Nuzvid-521 201, India

**R. Sambasiva Rao,**  
School of Chemistry,  
Andhra University,  
Visakhapatnam 530 003, India

- Vaccination progress SARS-CoV-2
- Vaccines in development
- Time line of Covid-19 (Pandemic infection) critical Data

KLab  
rsr.chem1979

### Vaccination progress SARS-CoV-2

**Upto 15-3-2021**

Country/ Region	Doses administered Millions (M)	%	
		Fully vaccinated	Received at least one dose
United States	105.7	11.04	20.6
India	29.7	0.39	1.76
United Kingdom	25.2	2.26	34.89
China (mainland)	52.5	--	--
Italy	6.6	3.26	7.68
Brazil	11.4	1.34	4.0
Russia	7.6	1.45	3.79

<b>France</b>	7.1	3.25	7.15
<b>Spain</b>	5.4	3.39	8.06
<b>Germany</b>	8.9	3.28	7.3
<b>Netherlands</b>	1.6	2.4	7.05
<b>Canada</b>	2.9	1.57	6.2
<b>Switzerland</b>	1.0	4.26	7.7
<b>Japan</b>	230.5K	0	0.18
<b>Egypt</b>	1.3K	--	--

<b>Vaccines in development for SARS-CoV-2</b>			
<b>Preclinical</b> Not yet in human trials	<b>Phase I</b> Small-scale safety trials	<b>Phase II</b> Expanded safety trials	<b>Phase III</b> Large-scale trials
<b>173</b>	<b>37</b>	<b>24</b>	<b>20</b>
	<b>Limited approval</b> Approved for limited use <b>8</b>	<b>Approved</b> Approved for human use <b>2</b>	

<b>FDA emergency use authorization (EUA) for SARS-CoV-2</b>		
<b>Vaccine</b>	<b>Date of sanction</b>	<b>Side effects</b>
Pfizer-BioNTech COVID-19	December 11, 2020	Pain at the injection site, Tiredness, headache, muscle pain, Chills, joint pain, and fever
Moderna COVID-19	December 18, 2020	
Janssen COVID-19	February 27, 2021	

## Time line of Covid-19 (Pandemic infection) critical Data

[15-Mar-2021 down to 22-Jan-2020]

Global .....

New cases –Daily trends CoViD-19

### Global

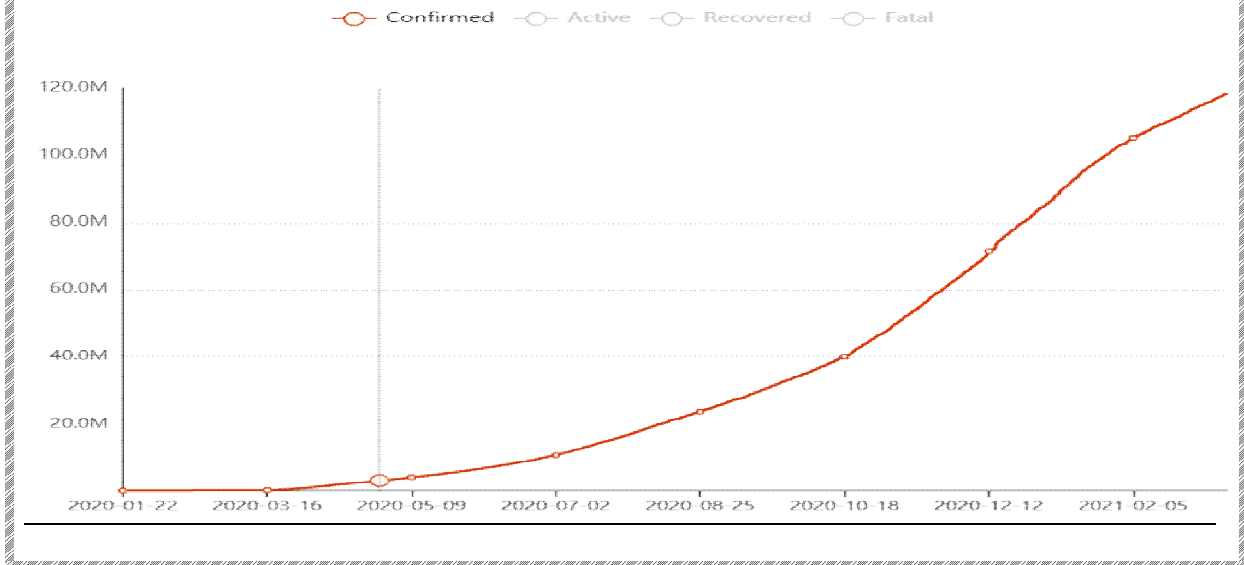
#### SARS-CoV-2 (Global)

Up to dd-mm-yy	Infected	Deaths
15-03-21	<b>11,98,47,912</b>	<b>26,53,483</b>
01-03-21	<b>11,40,67,962</b>	<b>25,30,723</b>
15-02-21	<b>10,87,15,375</b>	<b>23,97,312</b>
02-02-21	<b>10,35,30,848</b>	<b>22,41,409</b>
15-01-21	<b>9,31,05,607</b>	<b>19,93,910</b>
02-01-21	<b>8,39,59,994</b>	<b>18,27,176</b>
15-12-20	<b>7,22,21,634</b>	<b>16,12,014</b>
01-12-20	<b>6,32,36,804</b>	<b>14,67,987</b>

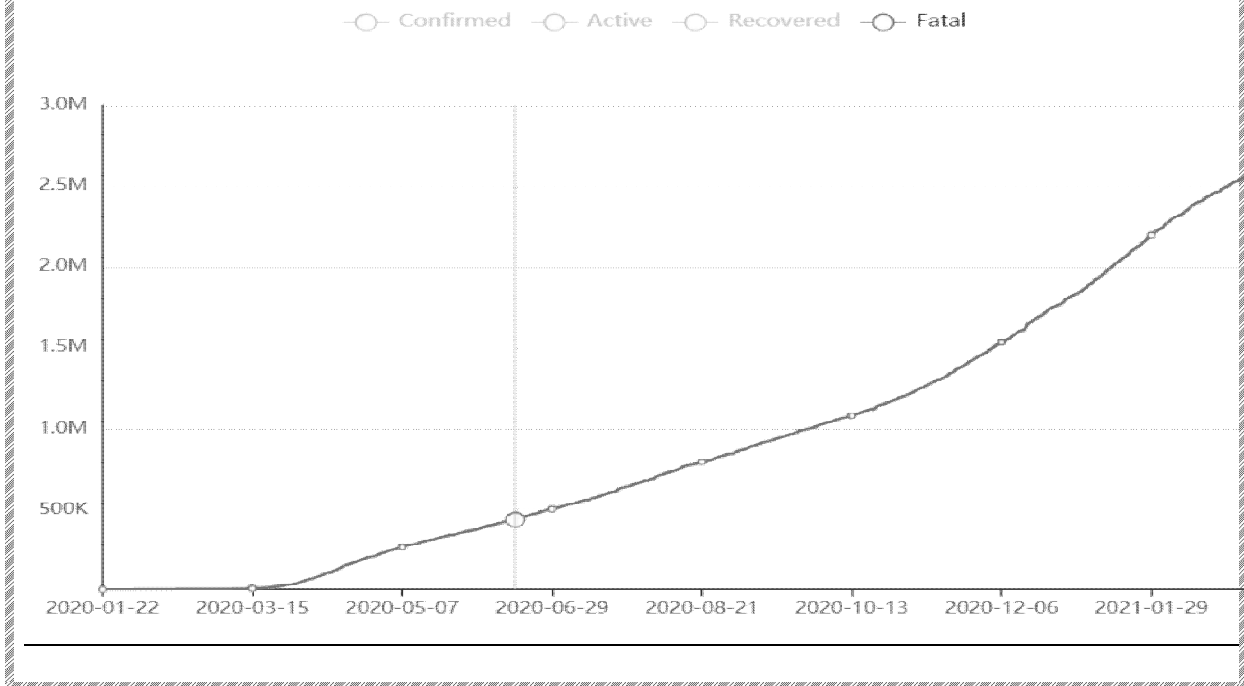
#### SARS-CoV-2 (Global)

Up to dd-mm-yy	Infected	Deaths
01-11-20	4,59,16,151	11,93,070
01-10-20	3,38,32,124	10,11,282
01-09-20	2,55,84,820	8,48,084
01-08-20	1,75,94,541	6,79,439
01-07-20	1,05,12,383	5,12,331
01-06-20	62,46,042	3,74,452
01-05-20	33,03,296	2,35,290
01-04-20	9,32,605	46,809
01-03-20	87,137	2,977
01-02-20	11,953	0
<b>22-01-20</b>	<b>313</b>	<b>0</b>

## Global Conformed



## Global Fatal



## Time line of Covid-19 (Pandemic infection) typical Data

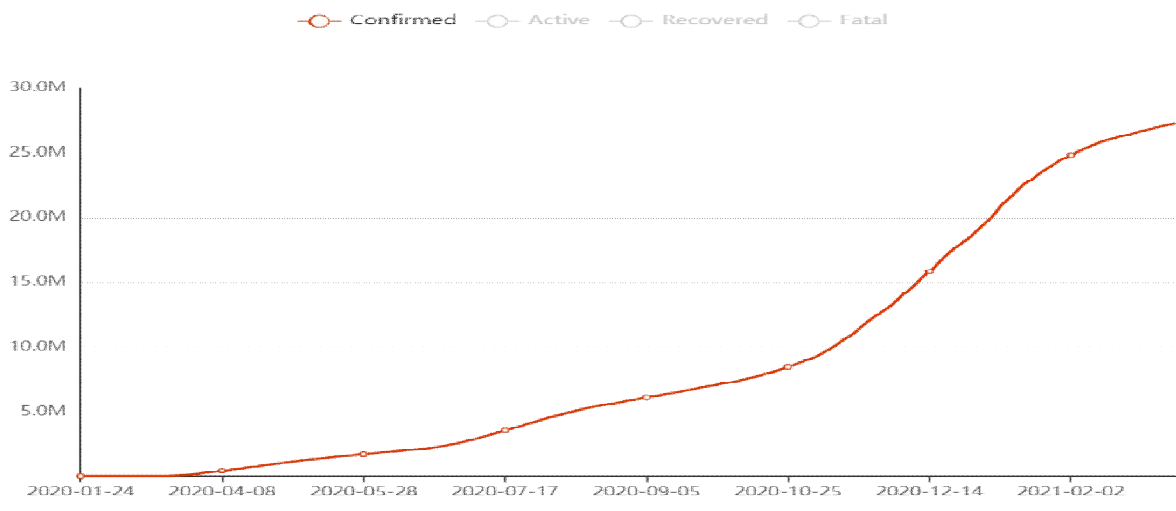
### ..... USA .....

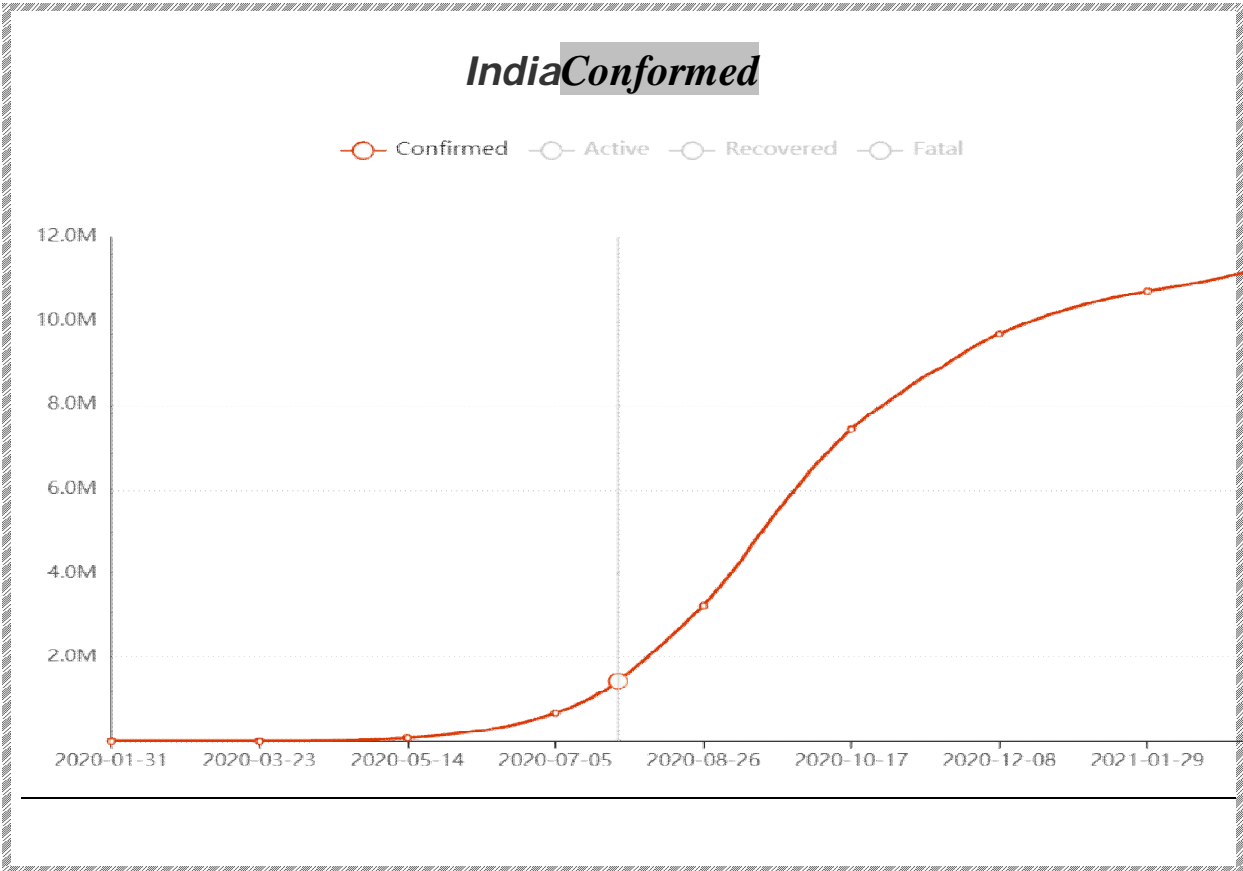
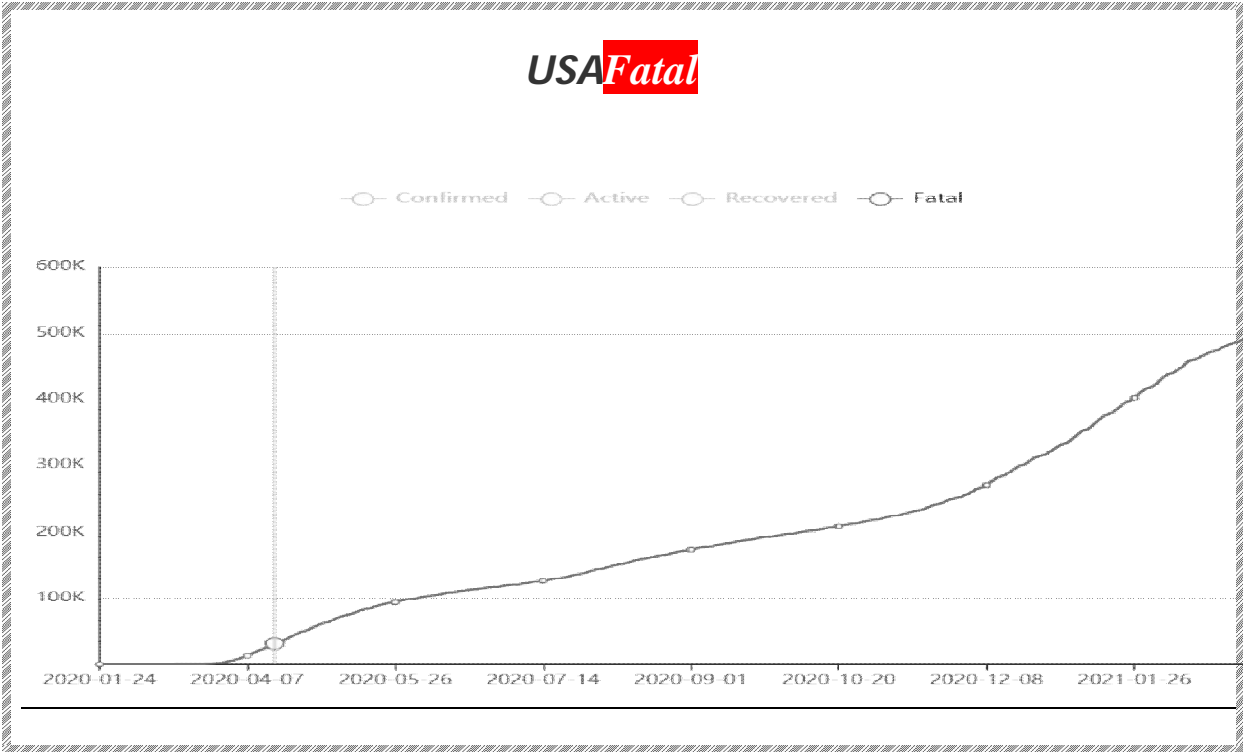
SARS-CoV-2 (USA)			
Up to dd-mm-yy	Infected	Deaths	Recovered
15-03-21	2,96,76,645	5,40,452	---
01-03-21	2,88,97,871	5,18,720	----
15-02-21	2,78,37,755	4,88,364	1,11,66,500
02-02-21	2,65,24,218	4,47,715	1,11,66,500
15-01-21	2,34,89,378	3,90,738	1,02,62,463
02-01-21	2,03,23,743	3,50,710	91,70,094
15-12-20	1,65,32,754	3,03,482	74,84,733
01-12-20	1,36,17,362	2,71,296	65,94,109
01-11-20	92,22,849	2,34,085	55,52,170
01-10-20	73,27,224	2,10,217	39,22,195

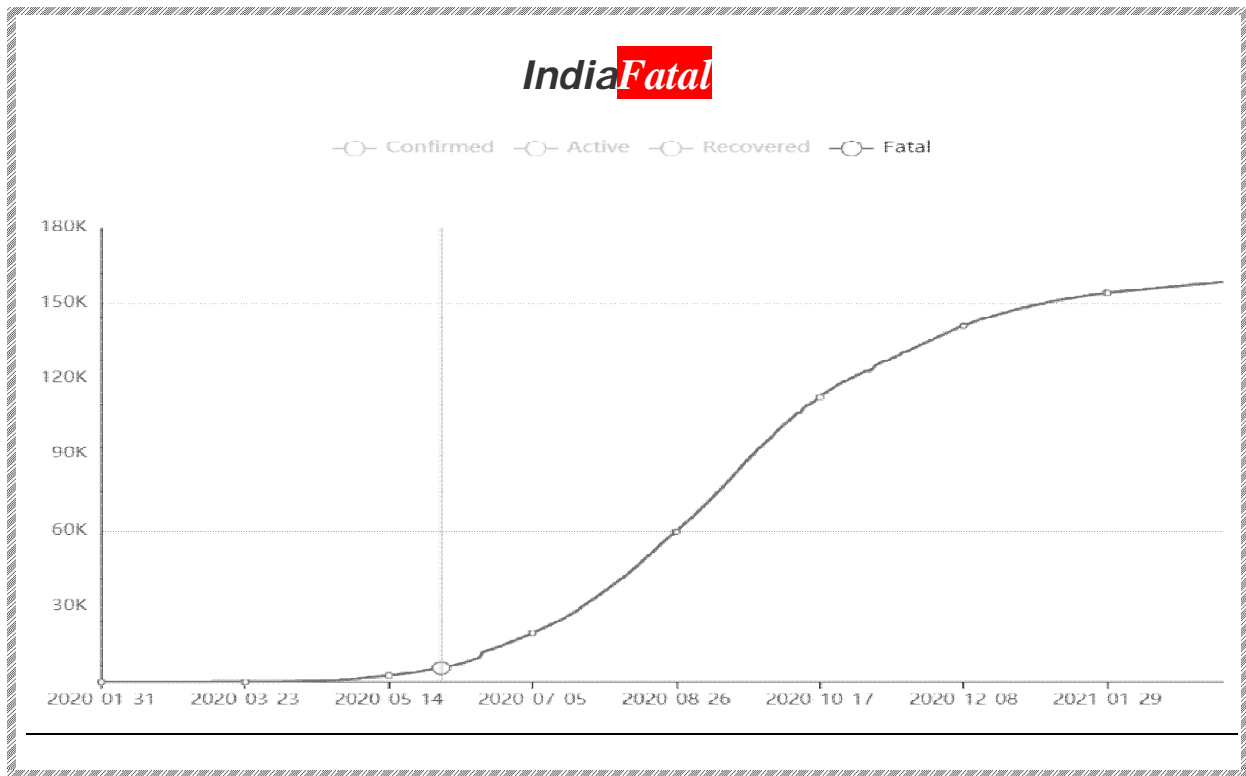
### ..... India .....

SARS-CoV-2 (India)			
Up to dd-mm-yy	Infected	Deaths	Recovered
15-03-21	1,13,85,158	1,58,762	----
01-03-21	1,11,22,703	1,57,255	1,07,95,993
15-02-21	1,09,16,172	1,55,764	1,06,19,083
02-02-21	1,07,77,551	1,54,605	1,04,60,683
15-01-21	1,05,28,896	1,51,958	1,01,62,335
02-01-21	1,03,05,710	1,49,243	99,04,724
15-12-20	99,06,666	1,43,747	94,21,965
01-12-20	94,63,254	1,37,659	88,88,595
01-11-20	85,53,864	1,26,653	79,15,660
01-11-20	81,82,896	1,22,149	74,89,227
01-10-20	63,12,584	98,708	52,73,201

### USA Conformed







## Time line of Covid-19 (Pandemic infection) typical Data

### ..... UK .....

SARS-CoV-2 + Mutated virus		
Up to dd-mm-yy	Infected	Deaths
15-03-21	42,58,438	1,25,516
01-03-21	41,76,554	1,22,849
15-02-21	40,38,078	1,17,166
02-02-21	38,35,783	1,06,564
15-01-21	32,60,258	86,015
01-01-21	25,42,065	74,125
15-12-20	18,88,116	64,908
01-12-20	16,43,186	59,051
01-11-20	10,11,660	46,717
01-10-20	4,60,178	42,202
07-09-20		41,554
08-08-20		45,566

### ..... UK .....

SARS-CoV-2		
Up to dd-mm-yy	Infected	Deaths
12-01-21	3,164K	83K
09-01-21	3,017K	81K
06-01-21	2,836 K	77K
03-01-21	2,654 K	75K
30-12-20	2,433 K	73K
25-12-20	2,221 K	70K
20-12-20	2,040 K	67 K
15-12-20	1,886 K	65 K
10-12-20	1,788 K	63 K
05-12-20	1,706 K	61 K