



Escape Corona- Part 11.....

KnowLab
rsr.chem1979

K. Somasekhara Rao,
Dept. of Chemistry,
Acharya Nagarjuna Univ.,
Dr. M.R.Appa Rao Campus,
Nuzvid-521 201, India

R. Sambasiva Rao,
School of Chemistry,
Andhra University,
Visakhapatnam 530 003, India

Layout

- 📖 Omicron Spread in 127 countries
- 📖 Vaccination progress for SARS-CoV-2
- 📖 Time line of Covid-19 (Pandemic infection) critical Data
 - ➔ Daily trends : Confirmed cases and deaths
 - ➔ Last 60 days
 - ➔ All since 2020 Jan

Omicron Spread in different countries

Country	Cases confirmed
Albania	1
Algeria	4
Angola	16

Belgium	696
Bermuda	212
Bosnia and Herzegovina	10

China	16
Colombia	3
Costa Rica	18
Croatia	8

Argentina	454
Aruba	1
Australia	1,475
Austria	2,294
Bahrain	1
Bangladesh	7
Barbados	1
Belarus	4



Botswana	382
Brazil	154
Brunei	8
Burkina Faso	2
Cambodia	50
Canada	14,344
Cayman Islands	44
Chile	344






Cuba	72
Curacao	1
Cyprus	63
Czechia	57
Dem. Rep. of the Congo	1
Denmark	50,400
Dominican Republic	1
Ecuador	24
Egypt	3






Estonia	2,497
Fiji	2
Finland	34
France	3,774
Georgia	51
Germany	16,748
Ghana	66
Gibraltar	122
Greece	33
Guinea	14














Iceland	200
India	1,315
Indonesia	68
Iran	43
Ireland	144
Israel	1,741
Italy	425
Jamaica	1
Japan	500
Jordan	802














Libya	2
Liechtenstein	14
Lithuania	46
Luxembourg	5
Malawi	34
Malaysia	62
Maldives	5
Malta	34
Mauritius	14













 Hong Kong	81
 Hungary	61

 Kenya	38
 Kosovo	9
 Kuwait	13
 Latvia	211
 Lebanon	433

 Mexico	254
 Montenegro	8
 Morocco	28
 Mozambique	17
 Myanmar	4

 Namibia	18
 Nepal	3
 Netherlands	399
 New Zealand	88
 Nigeria	45
 North Macedonia	1
 Norway	12,128
 Oman	9
 Pakistan	75
 Palestinian Territory	48
 Panama	26
 Paraguay	3
 Peru	156

 Reunion	20
 Romania	38
 Russia	103
 Rwanda	6
 Saudi Arabia	1
 Senegal	26
 Serbia	1
 Sierra Leone	1
 Singapore	885
 Slovakia	11
 Slovenia	1,418
 South Africa	1,894
 South Korea	894

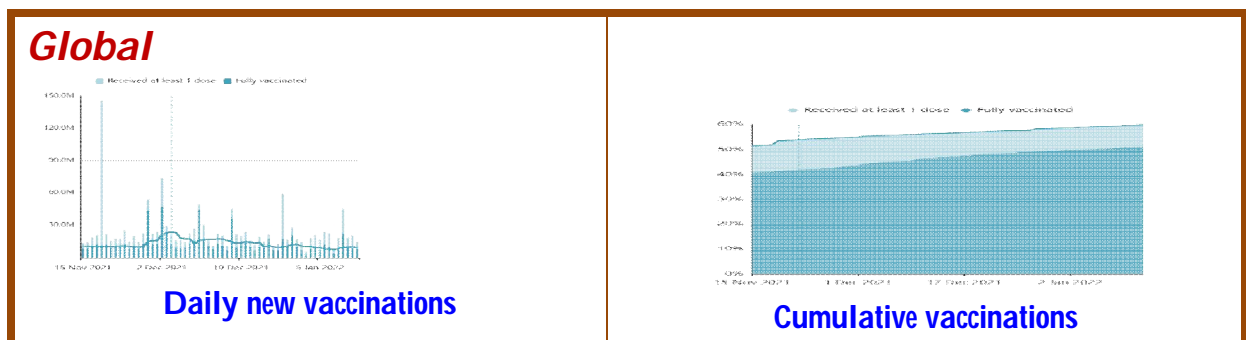
 Taiwan	59
 Thailand	1,145
 Togo	5
 Trinidad and Tobago	5
 Tunisia	10
 Turkey	117
 Uganda	25
 Ukraine	1
 United Arab Emirates	1
 United Kingdom	229,666
 United States	15,057
 Uruguay	44

Philippines	4	Spain	600	Venezuela	7
Poland	30	Sri Lanka	7	Vietnam	15
Portugal	115	Sweden	789	Zambia	46
Qatar	4	Switzerland	686	Zimbabwe	50
Republic of the Congo	10				

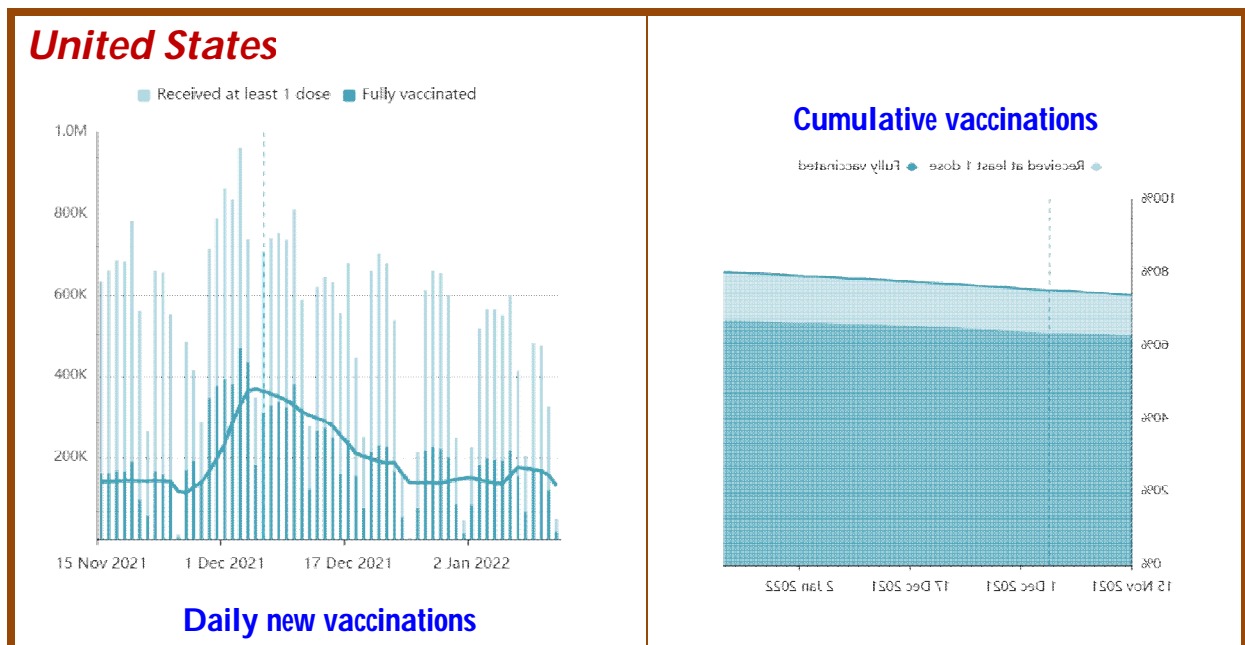
Information as on 31-12-21

Vaccination progress for SARS-CoV-2

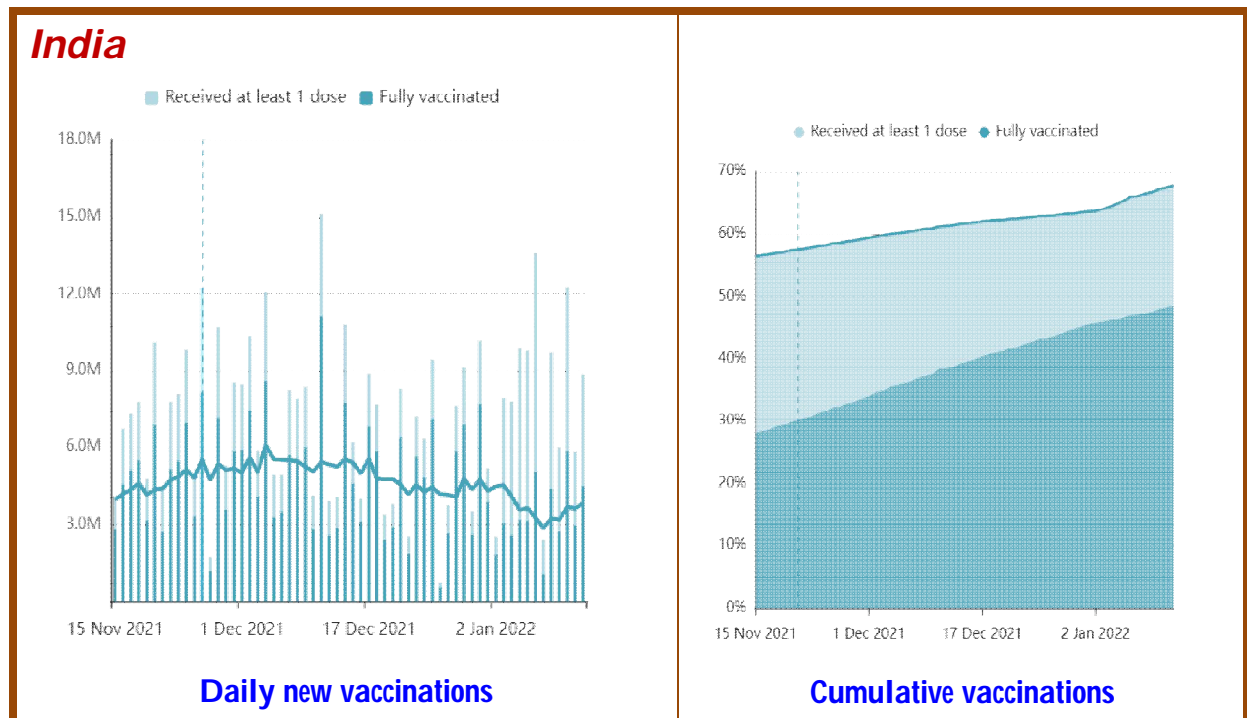
Upto Date	Doses administered	Fully vaccinated	Received at least one dose	Confirmed cases	
		%	%		During last 60 days Lakhs
	Global				
15-01-22	9,59,84,68,969	51.07	59.88	31,71,66,137	657
31-12-21	9,09,71,04,632	49.15	58.3	28,28,00,017	
15-12-21	8,51,54,60,091	46.46	56.35	27,07,83,891	
30-11-21	794,33,96,224	43.11	54.41	26,10,75,046	
15-11-21	750,86,87,170	40.93	52.31	25,14,20,477	



United States					
Upto Date	Doses administered	Fully vaccinated	Received at least one dose	Confirmed cases	
		%	%		During last 60 days Lakhs
15-01-22	52,56,04,449	59.27	74.80	6,41,20,554	171
31-12-21	50,76,57,980	58.22	73.35	5,42,19,533	
15-12-21	48,65,74,475	57.03	72.15	5,01,32,796	
30-11-21	45,92,34,791	55.12	70.12	4,84,11,494	
15-11-21	44,05,59,613	54.47	68.25	4,70,36,751	



India					
Upto Date	Doses administered	Fully vaccinated	Received at least one dose	Confirmed cases	
		%	%		During last 60 days Lakhs
15-01-22	155,39,81,819	48.69	67.64	3,68,50,962	24
31-12-21	144,54,16,714	45.16	63.27	3,48,38,804	
15-12-21	133,88,12,577	39.11	61.32	3,47,10,628	
30-11-21	123,25,02,767	33.48	58.98	3,45,87,822	
15-11-21	112,34,30,478	27.91	56.37	3,44,47,536	



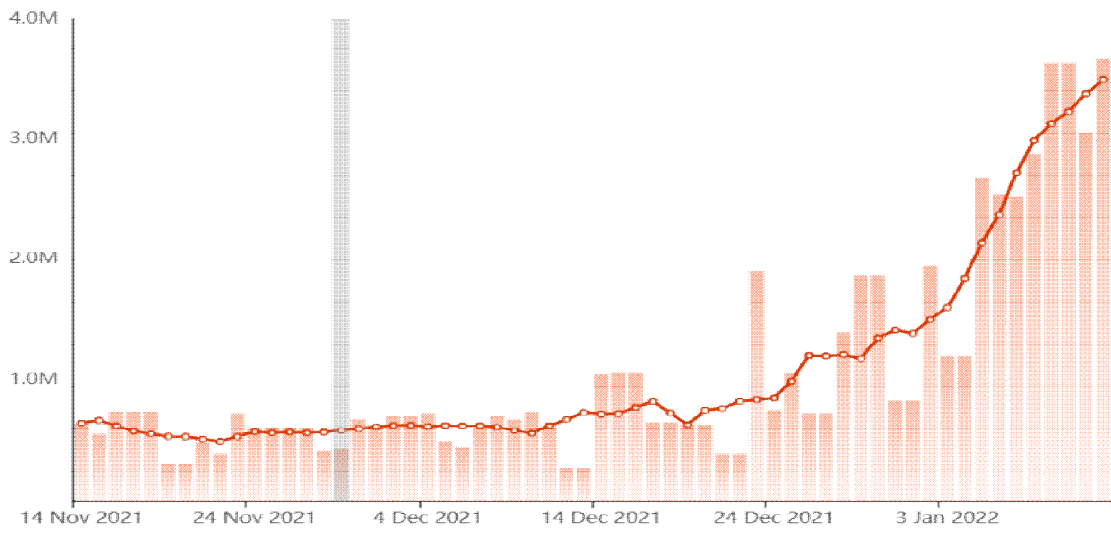
Upto Date	Doses administered	Fully vaccinated	Received at least one dose	Confirmed cases	
		%	%		During last 60 days Lakhs
Brazil					
15-01-22	33,92,57,036	72.23	82.96	2,29,27,203	10
31-12-21	33,07,18,457	71.25	82.62	2,22,77,239	
15-12-21	32,07,37,938	69.51	82.02	2,21,95,775	
30-11-21	30,65,19,588	66.44	81.56	2,20,84,749	
15-11-21	29,68,65,258	63.58	80.71	2,19,57,967	
United Kingdom					
15-01-22	13,59,15,818	76.67	83.45	1,50,66,395	54
31-12-21	13,21,21,605	75.9	82.93	1,25,59,926	
15-12-21	12,21,78,898	75.07	82.28	1,08,73,468	
30-11-21	11,48,09,189	74.28	81.67	1,01,65,779	
15-11-21	10,91,79,784	73.79	81.09	96,00,369	
China (mainland)					
15-01-22	2,92,36,98,000	----	----	1,04,379	6
31-12-21	2,79,57,16,000	90.78	94.73	1,01,683	

15-12-21	262,11,90,000	----	----	99,933	
30-11-21	249,20,41,000	----	----	98,708	
15-11-21	238,95,68,000	----	----	98,251	
Italy					
15-01-22	11,83,88,483	74.99	81.55	83,56,514	35
31-12-21	10,99,76,998	74.05	79.97	59,81,428	
15-12-21	10,25,64,496	73.45	78.99	52,58,886	
30-11-21	9,55,71,957	72.92	78.12	50,15,790	
15-11-21	9,21,37,033	72.57	77.65	48,65,260	

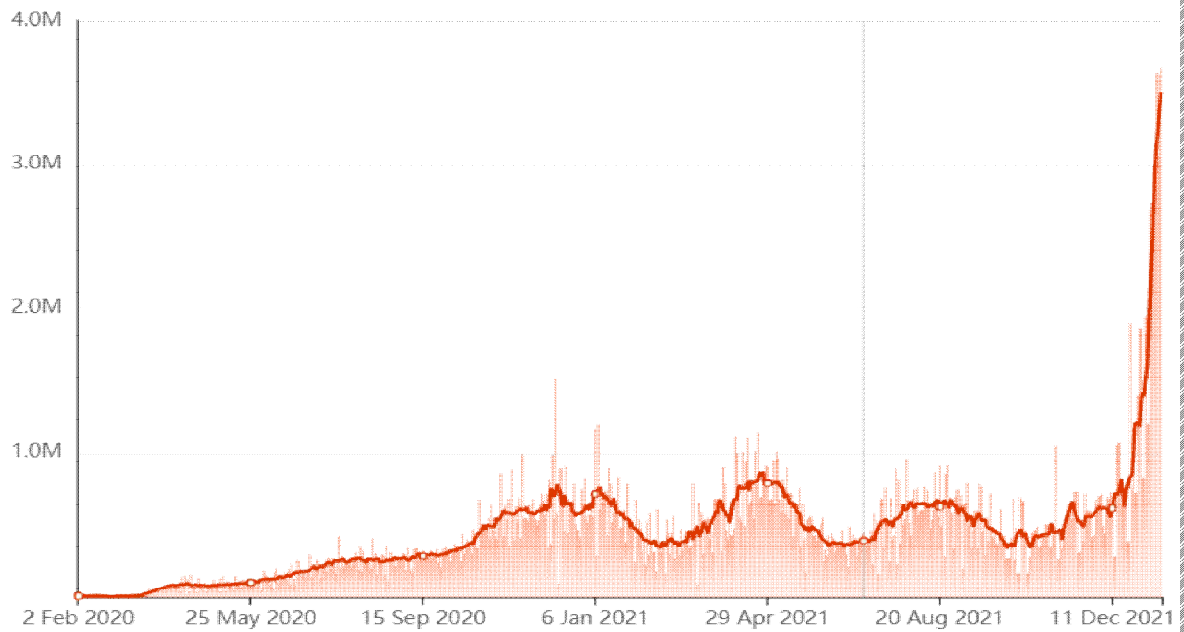
Time line of Covid-19 (Pandemic infection) critical Data
[15-Nov 2021_{down to}] 15-Sep-2021

Global SARS-CoV-2 (Global)				
Up to dd-mm-yy	Infected		Deaths	
15-01-22	31,71,66,137	657 lakhs	55,13,550	4.4 lakhs
31-12-21	28,28,00,017		54,14,213	
15-12-21	27,07,83,891		53,12,314	
30-11-21	26,10,75,046		51,95,138	
15-11-21	25,14,20,477		50,72,444	

Global Confirmed



Last 60 days—New cases daily trends



Since Feb 2020

Time line of Covid-19 (Pandemic infection) typical Data

..... USA

SARS-CoV-2 (USA)

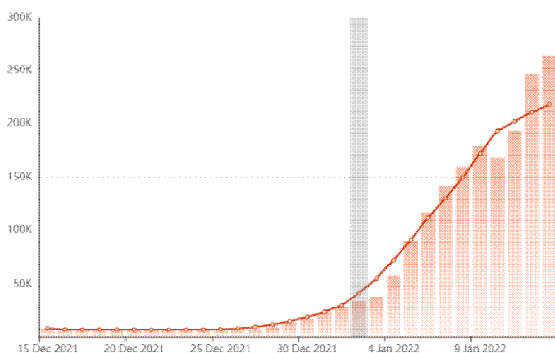
Up to dd-mm-yy	Infected	Deaths	84K (60 days)
15-01-22	6,41,20,554	8,45,577	
31-12-21	5,42,19,533	8,22,694	
15-12-21	5,01,32,796	7,98,710	
30-11-21	4,84,11,494	7,79,293	
15-11-21	4,70,36,751	7,61,980	

..... India

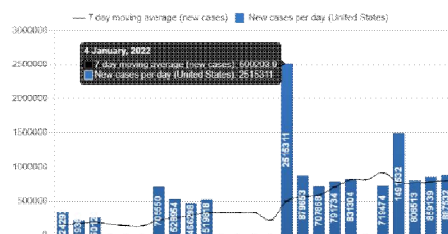
SARS-CoV-2 (India)

Up to dd-mm-yy	Infected	Deaths	22K (460days)
15-01-22	3,68,50,962	4,85,752	
31-12-21	3,48,38,804	4,81,080	
15-12-21	3,47,10,628	4,76,135	
30-11-21	3,45,87,822	4,68,980	
15-11-21	3,44,47,536	4,63,655	

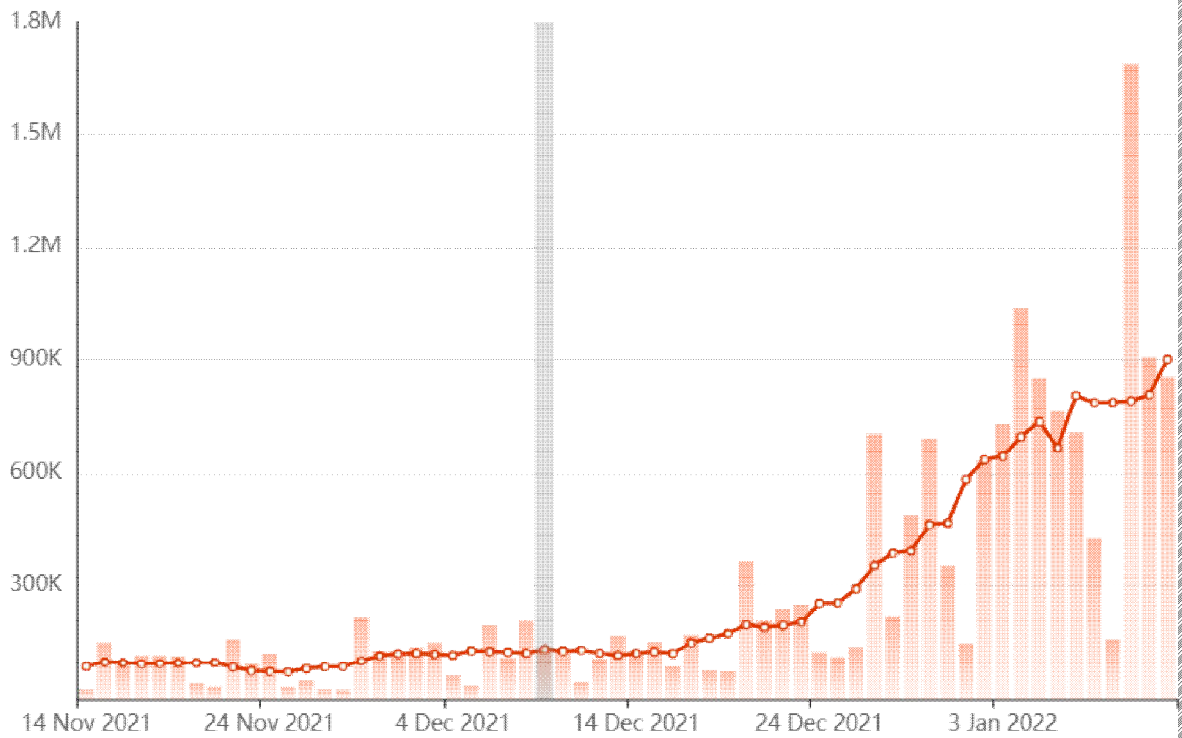
USA Confirmed



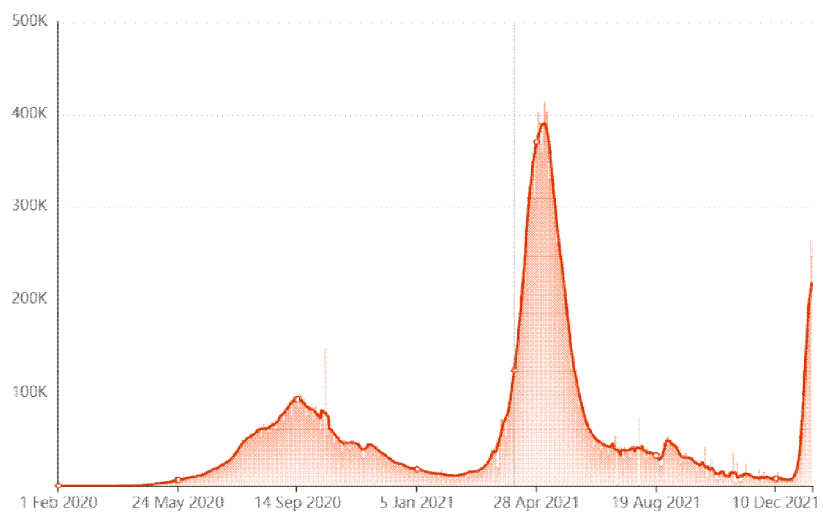
Last 30 days (New cases Daily trends)



USA Confirmed

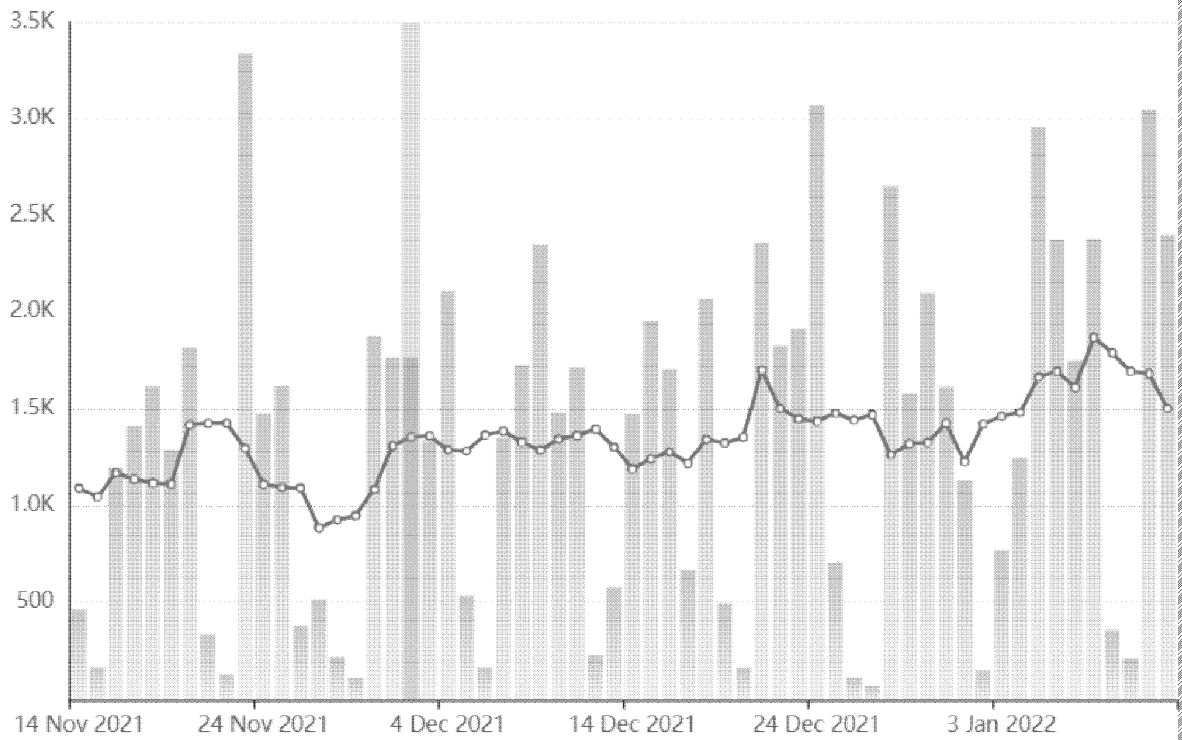


Last 60 days (New cases Daily trends)

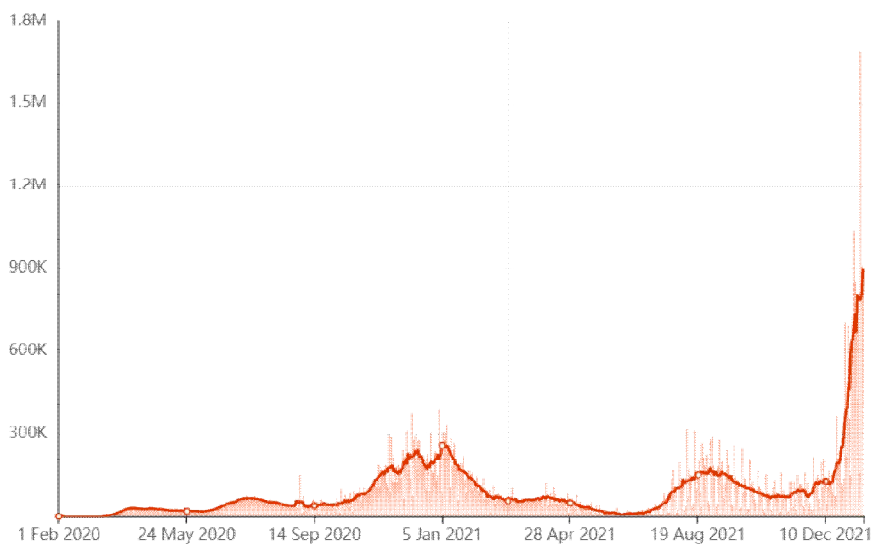


All the time (New cases Daily trends)

USA Fatal

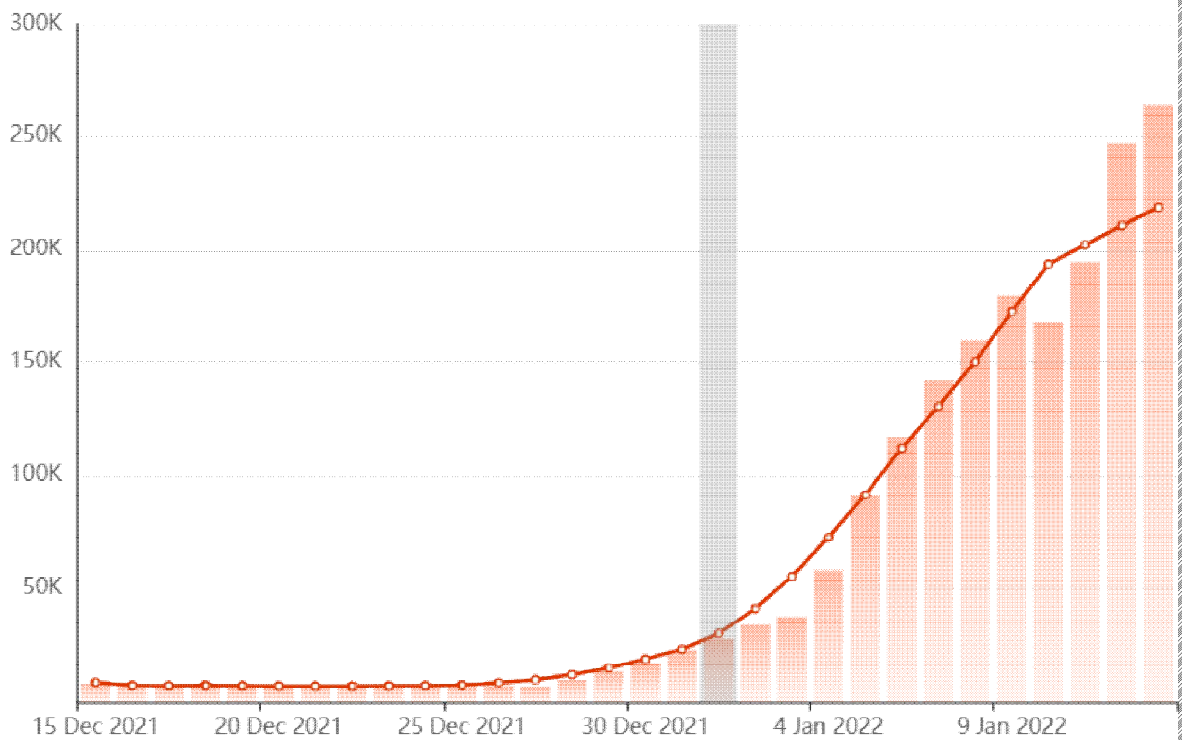


Last 60 days (daily trends)



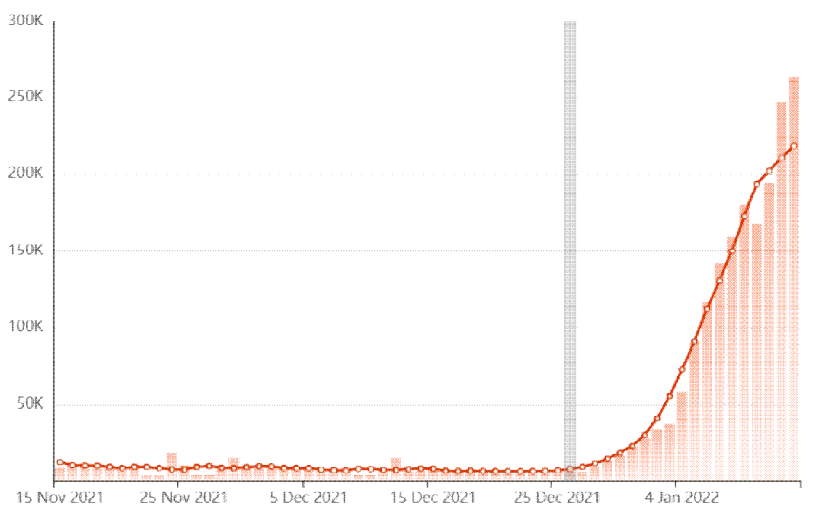
Since 31st Jan2020

IndiaConfirmed

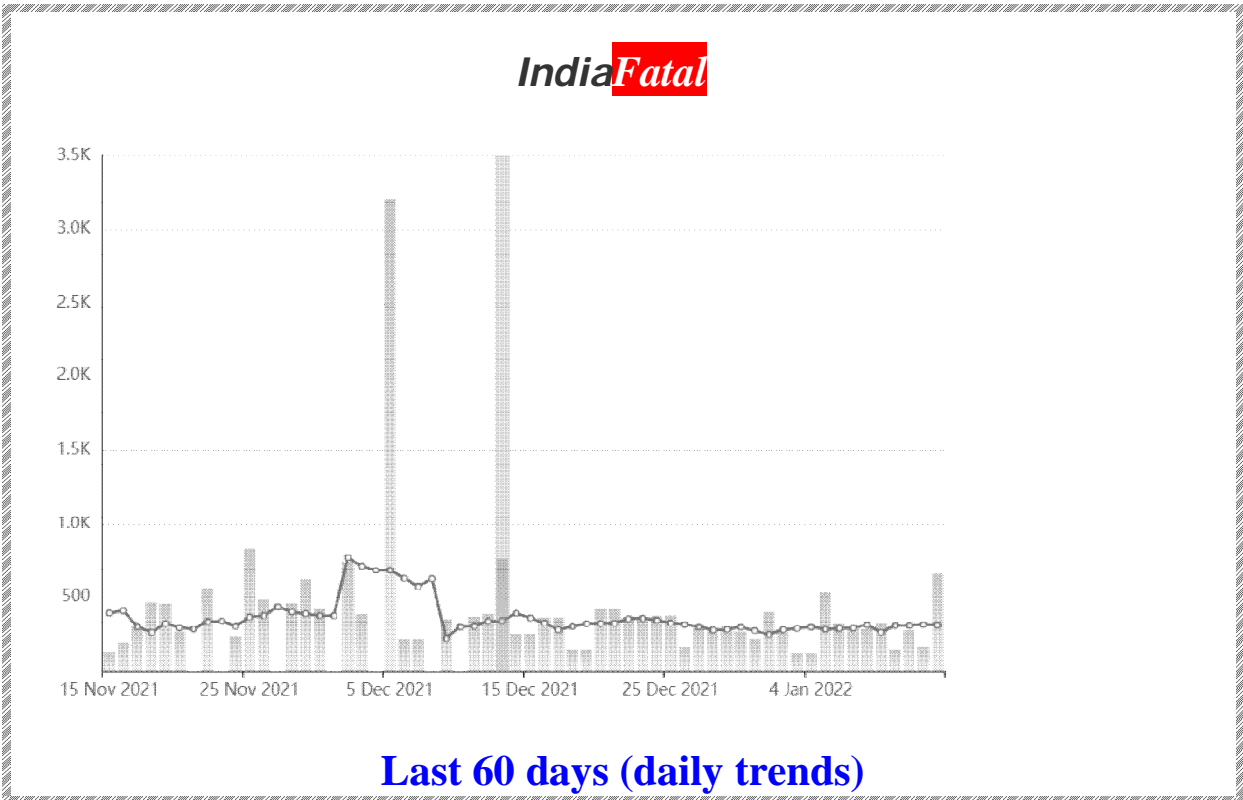
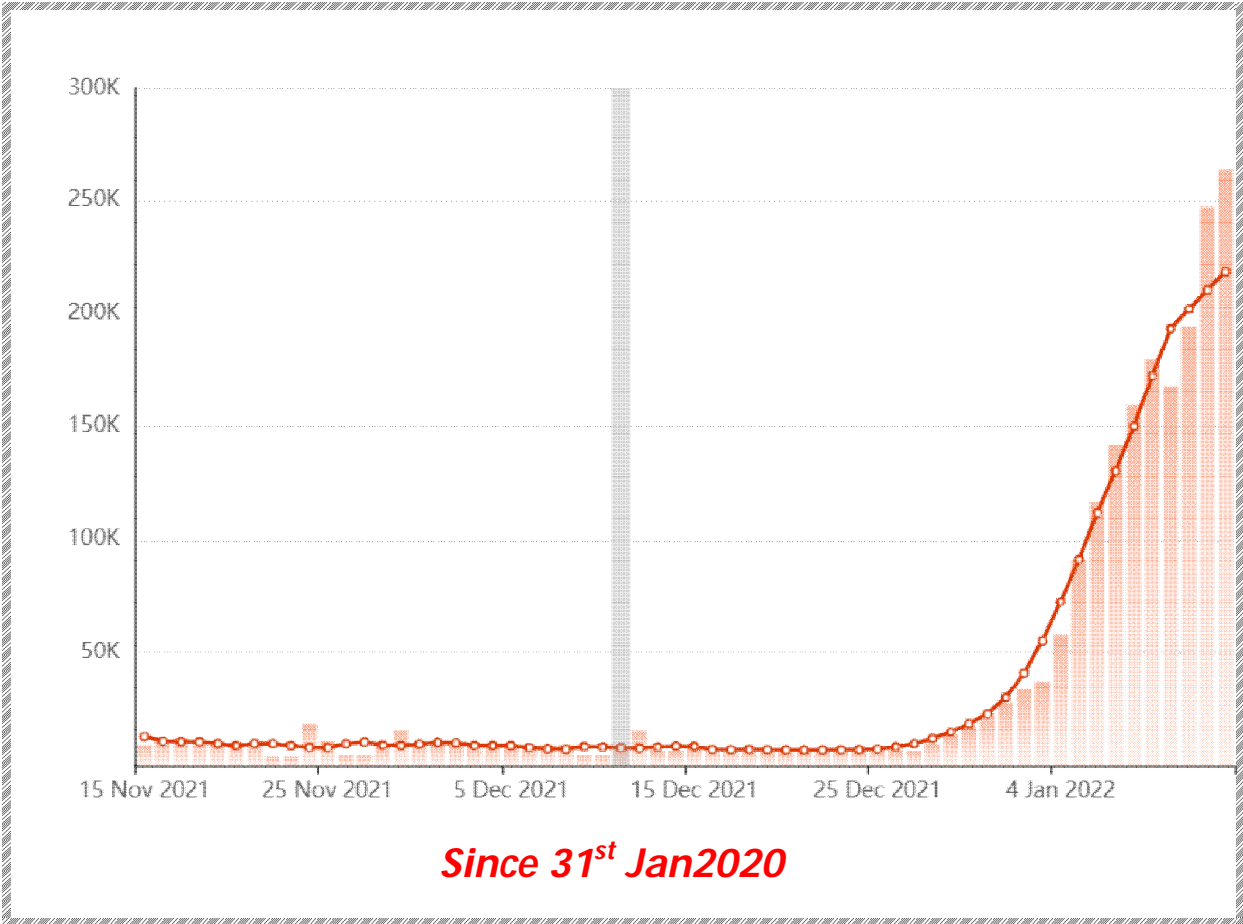


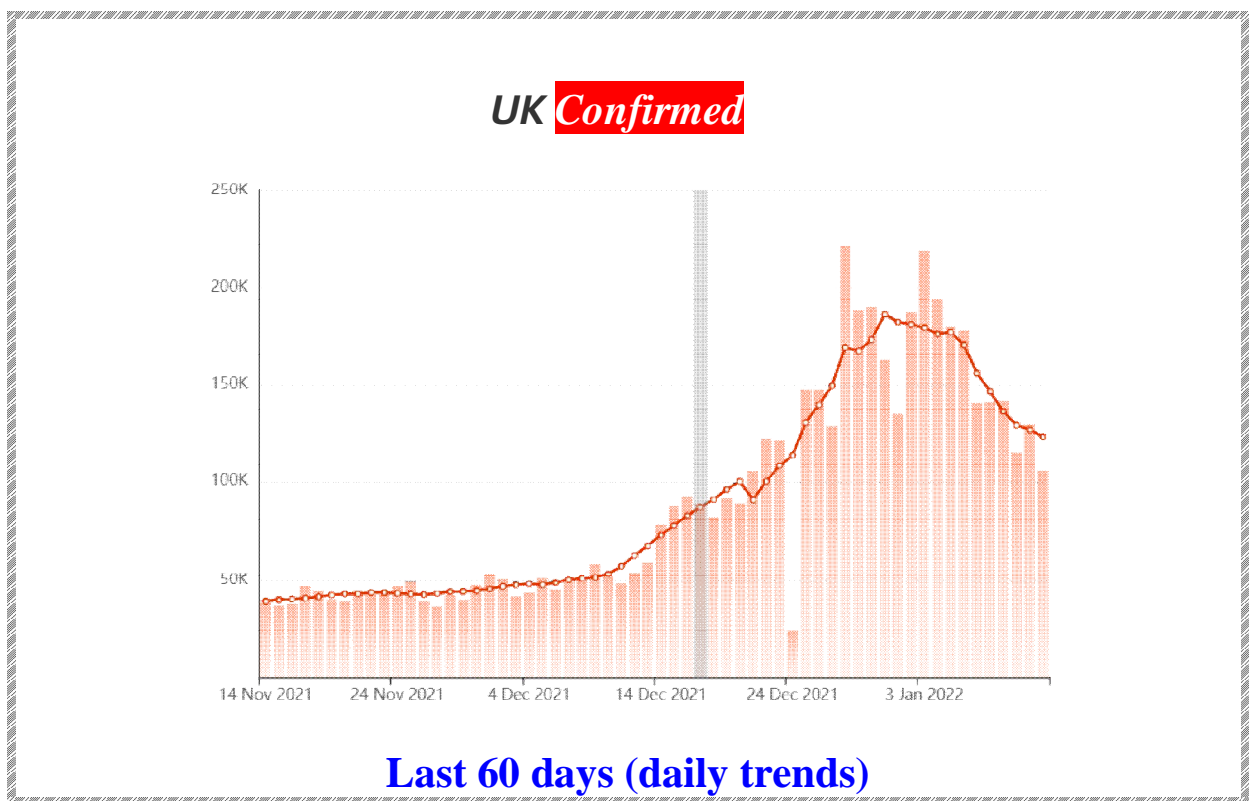
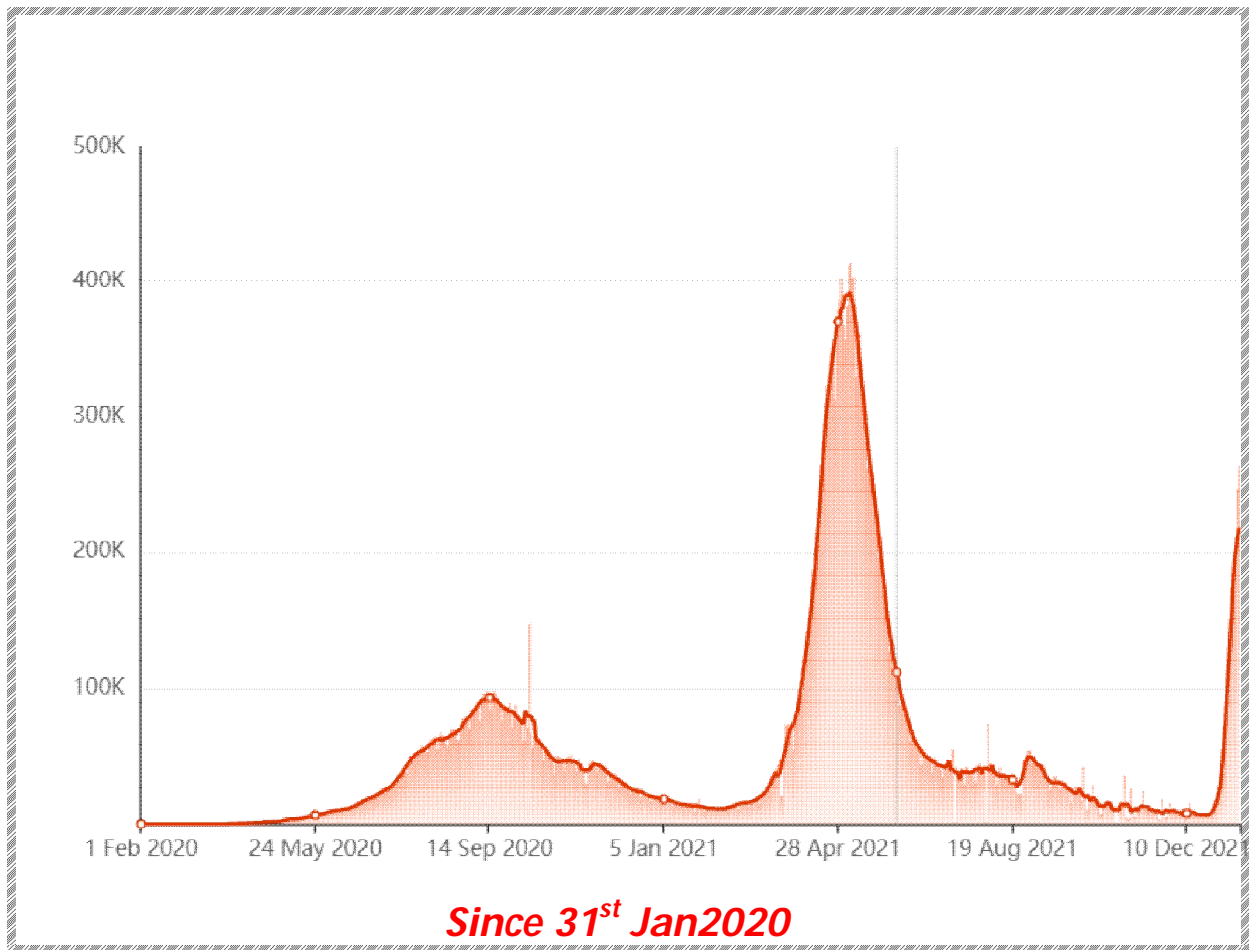
Last 30 days (daily trends)

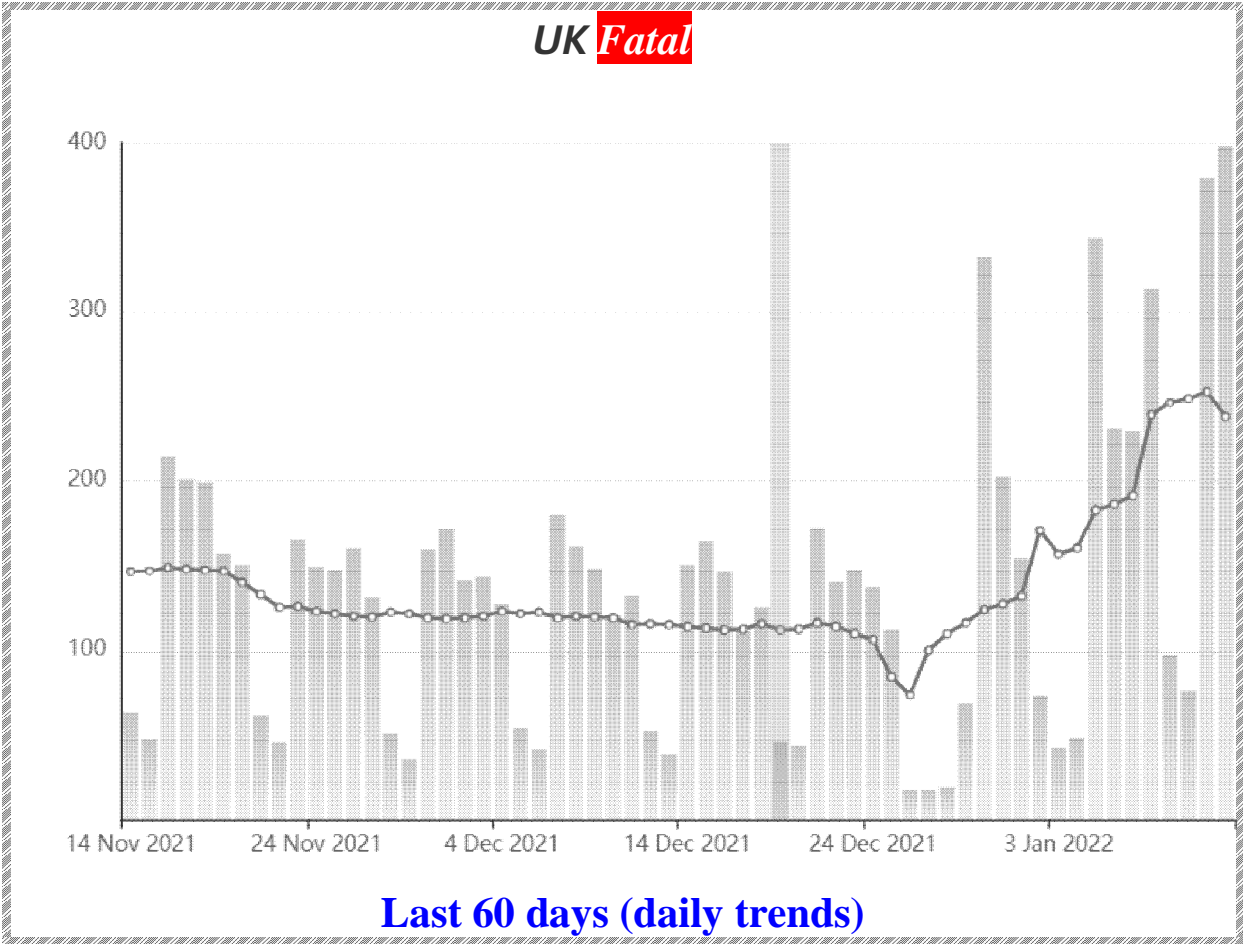
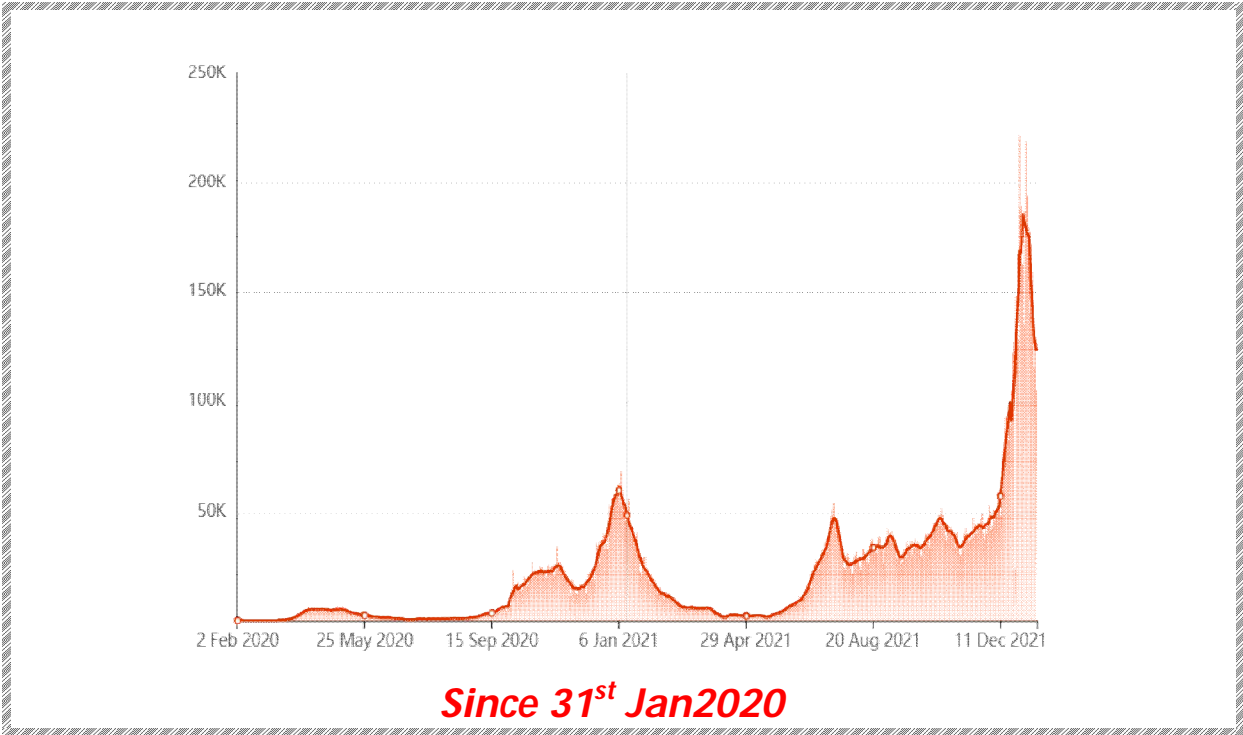
IndiaConfirmed

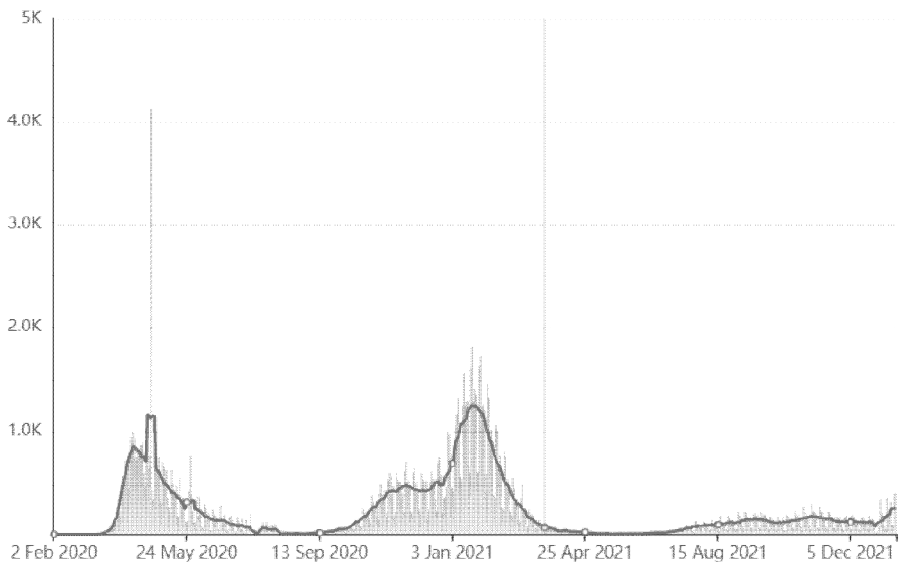


Last 60 days (daily trends)





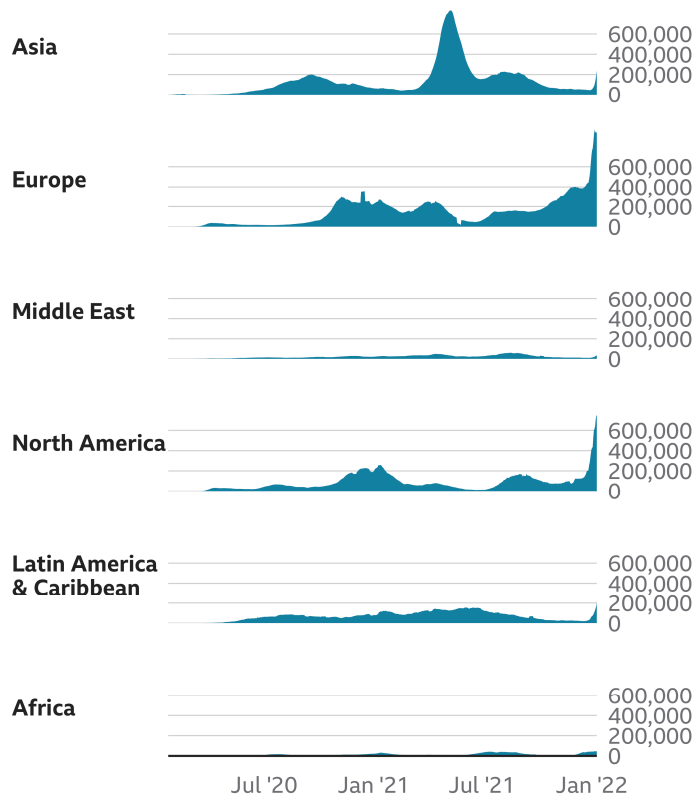




Since 31st Jan2020

Covid-19 cases compared by region

Number of cases per day, seven-day rolling average



Oceania cases excluded as too low to register on scale
 French cases data revised down on 20 May, affecting Europe rolling average

Source: JHU and national public health agencies, data to 9 Jan



SARS-CoV-2 (15-01-2022)			
Europe,			
Infected	Country	Country	Infected
1,32,79,505	France	Japan	17,89,824
77,71,367	Spain	Egypt	3,96,699
78,35,451	Germany	Russia	1,07,47,125
34,39,503	Netherlands	Singapore	2,90,030
26,88,751	Canada	Greece	16,32,641
3,52,875	Switzerland	Marshall Islands	7

References

Title	EscapeCorona – Part 10
Journal	Journal of Applicable Chemistry, 2021, 10 (6)906-918
Authors	K. Somasekhara Rao, R.Sambasiva Rao

Title	EscapeCorona – Part 9
Journal	Journal of Applicable Chemistry, 2021, 10 (5)678-697
Authors	K. Somasekhara Rao, R.Sambasiva Rao

Title	EscapeCorona – Part 8
Journal	Journal of Applicable Chemistry, 2021, 10 (4)472-487
Authors	K. Somasekhara Rao, R.Sambasiva Rao

Title	EscapeCorona – Part 7
Journal	Journal of Applicable Chemistry, 2021, 10 (3): 308-322
Authors	K. Somasekhara Rao, R.Sambasiva Rao

Title	EscapeCorona – Part 6
Journal	Journal of Applicable Chemistry, 2021, 10 (2): 227-234
Authors	K. Somasekhara Rao, R.Sambasiva Rao

Title	EscapeCorona – Part 5 Knowledge Inn (in nature)-15
Journal	Journal of Applicable Chemistry, 2021, 10 (1): 108-120
Authors	R.Sambasiva Rao

Title	EscapeCorona – Part 4 Knowledge Inn (in nature)-14
Journal	Journal of Applicable Chemistry, 2020, 9 (6): 1053-1067
Authors	R.Sambasiva Rao

Title	EscapeCorona – Part 3 Knowledge Inn (in nature)-13
Journal	Journal of Applicable Chemistry, 2020, 9 (5): 833-840
Authors	R.Sambasiva Rao

Title	EscapeCorona – Part 2 Knowledge Inn (in nature)-12
Journal	Journal of Applicable Chemistry, 2020, 9 (4): 671-681
Authors	R.Sambasiva Rao

Title	Evolutionary-scientific-cure[Esc.]:Part 1. Corona virus disease [CVD]	EscapeCovid-19.. ... ??? ... !!! ...
Journal	Journal of Applicable Chemistry, 2020, 9 (3): 344-361	
Authors	K. Somasekhara Rao, K. Ramakrishna, Ch. V. Kameswara Rao and R.Sambasiva Rao	

Information Source	Covid tracker	https://www.bing.com/covid
	Johns Hopkins Coronavirus Resource Center	https://coronavirus.jhu.edu/map.html