



Escape Corona worldwide with Wick*
(Esc.CVD. www)

Part 16: Raw Data during 16th Sep to 15th Nov. 2022

KnowLab
rsr.chem1979

S. Narasinga Rao M D
Associate Professor,
Dept. of General Medicine,
Government medical college,
government general hospital,
Srikakulam, AP, India

snrnaveen007@gmail.com
(+91 9848136704)

K. SomasekharaRao, Ph D
Dept. of Chemistry,
Acharya Nagarjuna Univ.,
Dr. M.R.Appa Rao Campus,
Nuzvid-521 201, India

sr_kaza1947@yahoo.com
(+91 98 48 94 26 18)

R. SambasivaRao, Ph D
School of Chemistry,
Andhra University,
Visakhapatnam 530 003,
India

rsr.chem@gmail.com
(+91 99 85 86 01 82)

Layout

*Wise intelligent conscientious Knowledge
(Wick)*

Trends

- ➔ Vaccination progress for SARS-CoV-2
- ➔ Current World Population







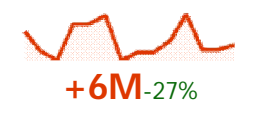





Time line of Covid-19 (Pandemic infection) critical Data

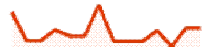
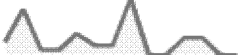










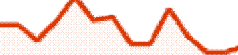





- ➔ Confirmed cases and deaths
 - Global, USA, India
 - Graphic display
 - Last 30 days
 - Last 60 days
 - Since 2020-Jan
 - Brazil, China. UK, Italy
 - Fortnight numerical data
 - France, Spain Germany Sweden Netherlands Canada Switzerland South Korea Japan Egypt Russia Singapore Greece Marshall Islands Antarctica
 - Bimonthly numerical data

*: *Wise intelligent conscientious Knowledge (Wick)* ; *Corona viral disease (CVD)*

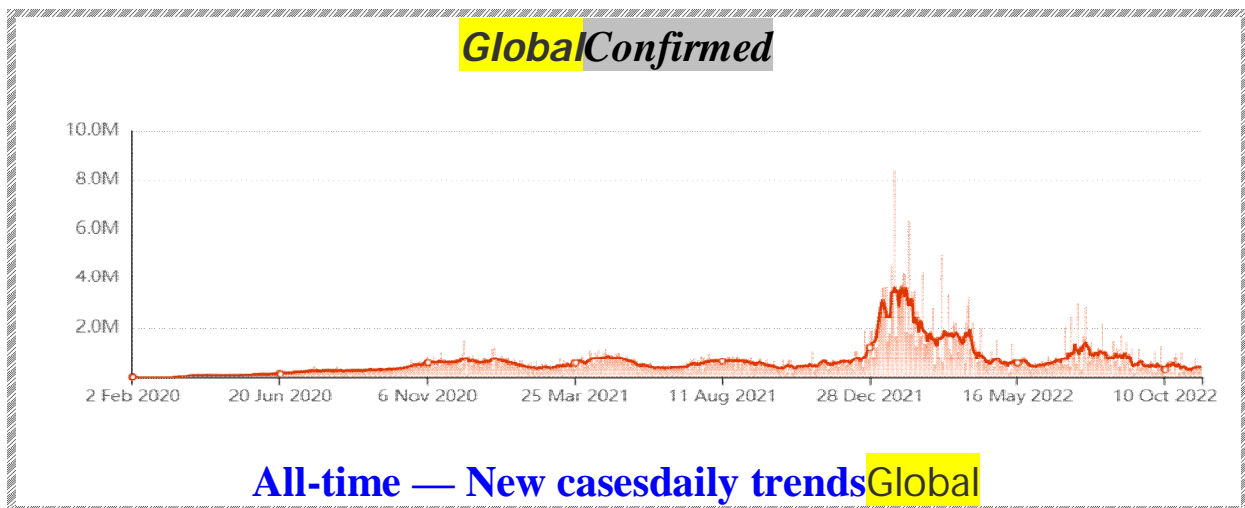
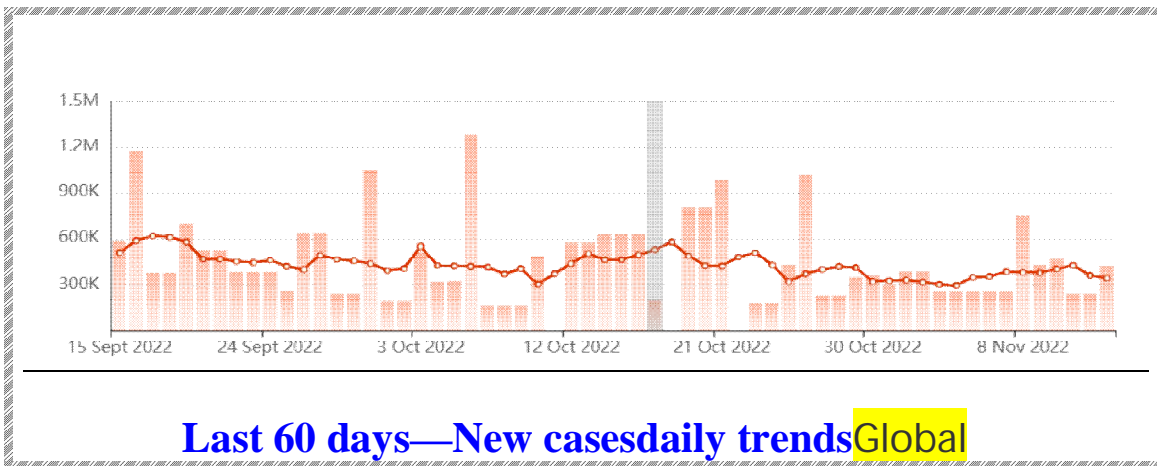
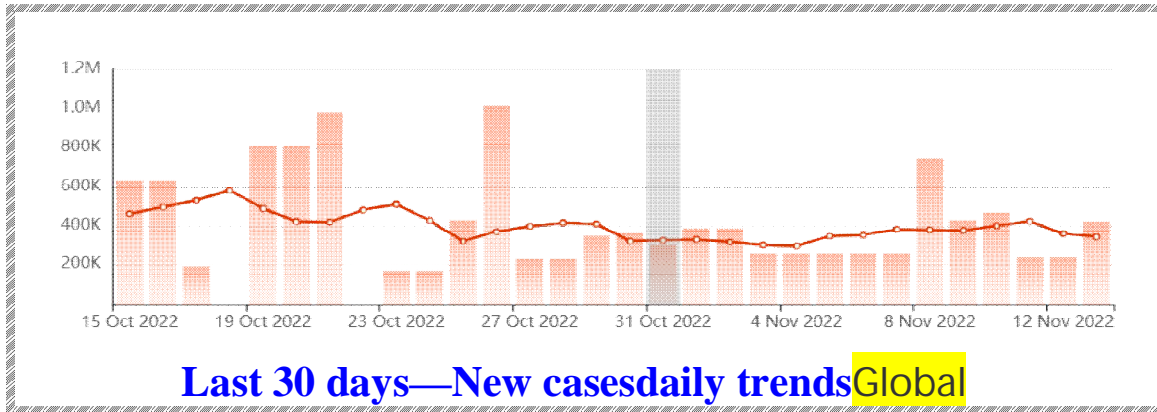
Information Source	Covid tracker	https://www.bing.com/covid
	Johns Hopkins Coronavirus Resource Centre	https://coronavirus.jhu.edu/map.html
	Population meter	https://www.worldometers.info/world-population/

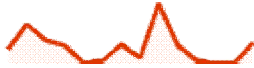











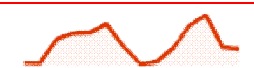
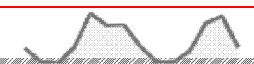




Vaccination progress for SARS-CoV-2



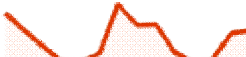

Global																
Up to Date	Doses administered	Fully vaccinated	Received at least one dose	Confirmed Covid-19 cases		During last 60 days Lakhs										
		%	%	Total	14-day change											
15-11-22	12.9B 12,93,69,49,519	63.78	69.36	<div style="text-align: center; border-bottom: 1px solid red; padding: 2px;">Confirmed cases</div> <table style="width: 100%; border-collapse: collapse;"> <tr> <td style="text-align: center; border-right: 1px solid red;">Total</td> <td style="text-align: center;">14-day change</td> </tr> <tr> <td style="text-align: center; border-right: 1px solid red;">635.1M 63,50,66,279</td> <td style="text-align: center;"> +4.9M-4%</td> </tr> <tr> <td colspan="2" style="text-align: center; border-bottom: 1px solid red;">Deaths</td> </tr> <tr> <td style="text-align: center; border-right: 1px solid red;">Total</td> <td style="text-align: center;">14-day change</td> </tr> <tr> <td style="text-align: center; border-right: 1px solid red;">6.6M 66,09,877</td> <td style="text-align: center;"> +21,106-7%</td> </tr> </table>		Total	14-day change	635.1M 63,50,66,279	 +4.9M -4%	Deaths		Total	14-day change	6.6M 66,09,877	 +21,106 -7%	266
Total	14-day change															
635.1M 63,50,66,279	 +4.9M -4%															
Deaths																
Total	14-day change															
6.6M 66,09,877	 +21,106 -7%															
31-10-22	12.9B 12,88,60,36,833	63.57	69.06	<div style="text-align: center; border-bottom: 1px solid red; padding: 2px;">Confirmed cases</div> <table style="width: 100%; border-collapse: collapse;"> <tr> <td style="text-align: center; border-right: 1px solid red;">Total</td> <td style="text-align: center;">14-day change</td> </tr> <tr> <td style="text-align: center; border-right: 1px solid red;">629.8M 62,97,86,726</td> <td style="text-align: center;"> +6M-27%</td> </tr> <tr> <td colspan="2" style="text-align: center; border-bottom: 1px solid red;">Deaths</td> </tr> <tr> <td style="text-align: center; border-right: 1px solid red;">Total</td> <td style="text-align: center;">14-day change</td> </tr> <tr> <td style="text-align: center; border-right: 1px solid red;">6.6M 65,88,001</td> <td style="text-align: center;"> +26,339+58%</td> </tr> </table>		Total	14-day change	629.8M 62,97,86,726	 +6M -27%	Deaths		Total	14-day change	6.6M 65,88,001	 +26,339 +58%	266
Total	14-day change															
629.8M 62,97,86,726	 +6M -27%															
Deaths																
Total	14-day change															
6.6M 65,88,001	 +26,339 +58%															

15-10-22	<p>12.8B 12,82,94,58,150</p>	63.44	68.84	<table border="1"> <thead> <tr> <th colspan="2">Confirmed cases</th> </tr> <tr> <th>Total</th> <th>14-day change</th> </tr> </thead> <tbody> <tr> <td>622.5M 62,25,11,754</td> <td> +6M-39%</td> </tr> <tr> <th colspan="2">Deaths</th> </tr> <tr> <th>Total</th> <th>14-day change</th> </tr> <tr> <td>6.6M 65,60,304</td> <td> +16,604-29%</td> </tr> </tbody> </table>	Confirmed cases		Total	14-day change	622.5M 62,25,11,754	 +6M -39%	Deaths		Total	14-day change	6.6M 65,60,304	 +16,604 -29%
Confirmed cases																
Total	14-day change															
622.5M 62,25,11,754	 +6M -39%															
Deaths																
Total	14-day change															
6.6M 65,60,304	 +16,604 -29%															
30-09-22	<p>12.7B 12,72,52,50,942</p>	63.08	68.56	<table border="1"> <thead> <tr> <th colspan="2">Confirmed cases</th> </tr> <tr> <th>Total</th> <th>14-day change</th> </tr> </thead> <tbody> <tr> <td>616.1M 61,60,51,993</td> <td> +7.5M-2%</td> </tr> <tr> <th colspan="2">Deaths</th> </tr> <tr> <th>Total</th> <th>14-day change</th> </tr> <tr> <td>6.5M 65,39,537</td> <td> +23,916 +7%</td> </tr> </tbody> </table>	Confirmed cases		Total	14-day change	616.1M 61,60,51,993	 +7.5M -2%	Deaths		Total	14-day change	6.5M 65,39,537	 +23,916 +7%
Confirmed cases																
Total	14-day change															
616.1M 61,60,51,993	 +7.5M -2%															
Deaths																
Total	14-day change															
6.5M 65,39,537	 +23,916 +7%															
15-09-22	<p>12.7B 12,65,60,30,445</p>	62.94	68.42	<table border="1"> <thead> <tr> <th colspan="2">Confirmed cases</th> </tr> <tr> <th>Total</th> <th>14-day change</th> </tr> </thead> <tbody> <tr> <td>608.5M 60,85,18,726</td> <td> +9.2M-51%</td> </tr> <tr> <th colspan="2">Deaths</th> </tr> <tr> <th>Total</th> <th>14-day change</th> </tr> <tr> <td>6.5M 65,13,932</td> <td> +56,253-70%</td> </tr> </tbody> </table>	Confirmed cases		Total	14-day change	608.5M 60,85,18,726	 +9.2M -51%	Deaths		Total	14-day change	6.5M 65,13,932	 +56,253 -70%
Confirmed cases																
Total	14-day change															
608.5M 60,85,18,726	 +9.2M -51%															
Deaths																
Total	14-day change															
6.5M 65,13,932	 +56,253 -70%															

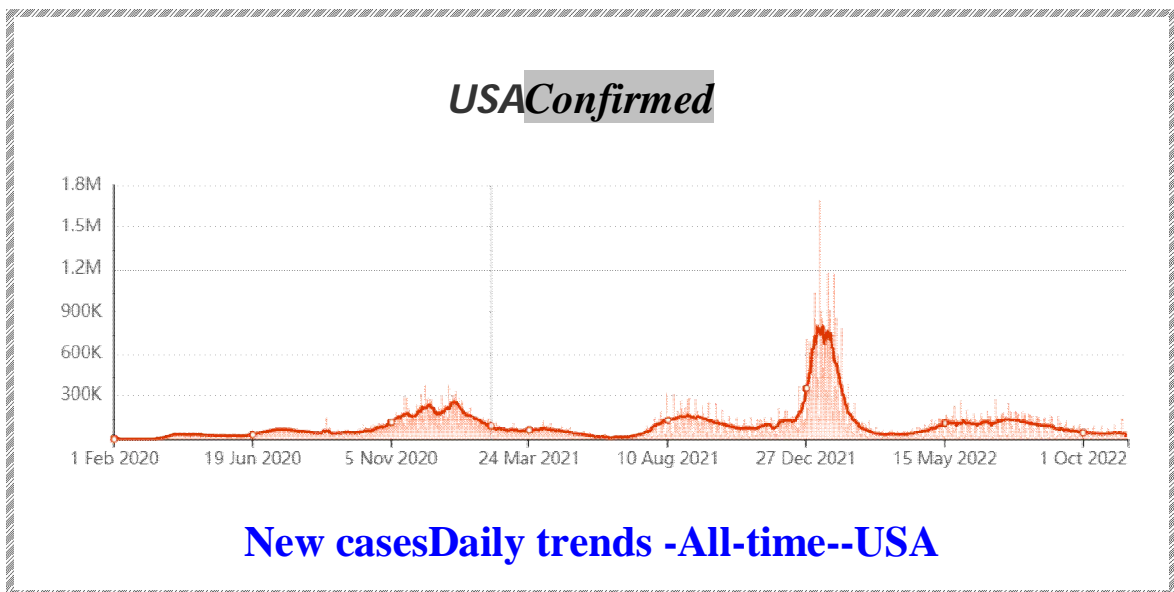
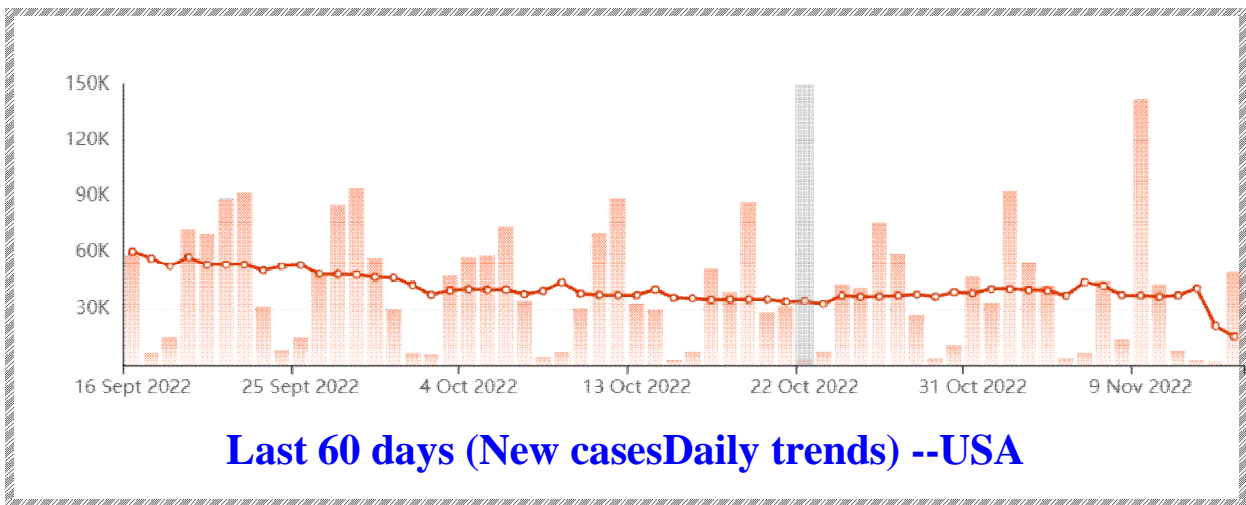
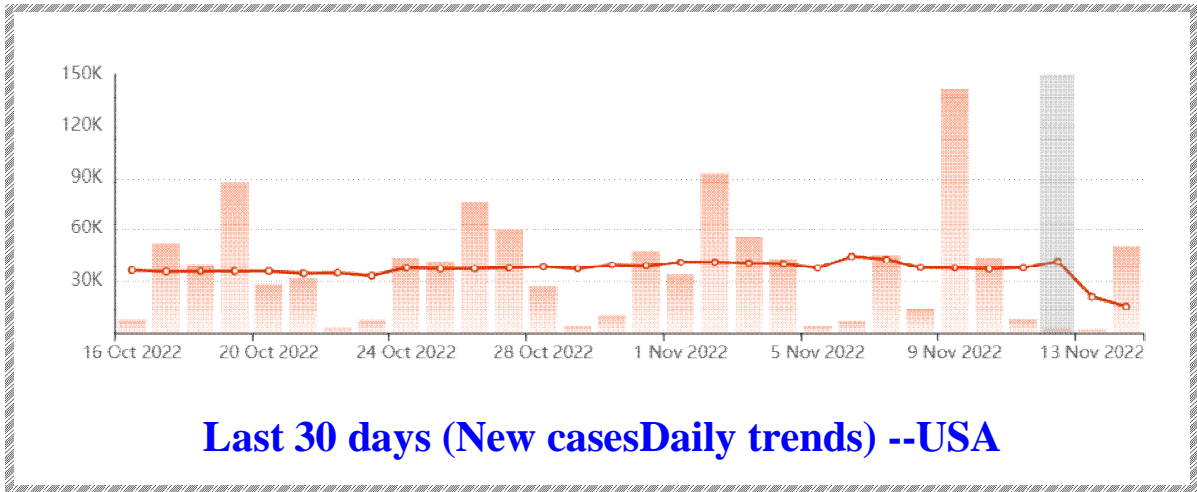
Global	Population (LIVE)	
8 B or 8000 M or 800 Cr	8,000,065,704	15 th Nov,2022
	7,981,227,370	15 th Oct,2022
	7,974,518,776	15 th Sep,2022



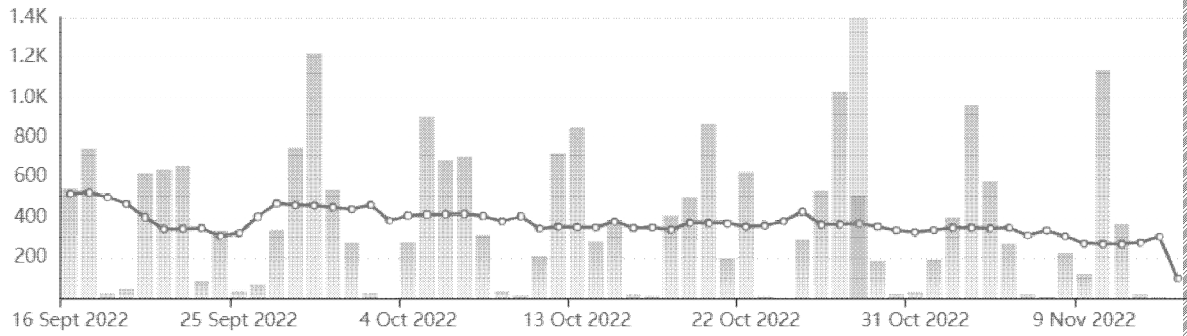
United States																	
Upto Date	Doses administered	Fully vaccinated	Received at least one dose	Confirmed cases													
		%	%		During last 60 days Lakhs												
15-11-22	646.5M 64,65,24,294	65.57	80.43	<table border="1"> <thead> <tr> <th colspan="2">Confirmed cases</th> </tr> <tr> <th>Total</th> <th>14-day change</th> </tr> </thead> <tbody> <tr> <td>98M 9,79,97,389</td> <td> +541.6K+2%</td> </tr> <tr> <th colspan="2">Deaths</th> </tr> <tr> <th>Total</th> <th>14-day change</th> </tr> <tr> <td>1.1M 10,74,485</td> <td> +4,326-25%</td> </tr> </tbody> </table>	Confirmed cases		Total	14-day change	98M 9,79,97,389	 +541.6K +2%	Deaths		Total	14-day change	1.1M 10,74,485	 +4,326 -25%	27
Confirmed cases																	
Total	14-day change																
98M 9,79,97,389	 +541.6K +2%																
Deaths																	
Total	14-day change																
1.1M 10,74,485	 +4,326 -25%																
31-10-22	636.9M 63,68,71,557	65.3	80.13	<table border="1"> <thead> <tr> <th colspan="2">Confirmed cases</th> </tr> <tr> <th>Total</th> <th>14-day change</th> </tr> </thead> <tbody> <tr> <td>97.4M 9,74,38,900</td> <td> +500.9K-11%</td> </tr> <tr> <th colspan="2">Deaths</th> </tr> <tr> <th>Total</th> <th>14-day change</th> </tr> <tr> <td>1.1M 10,70,234</td> <td> +5,216+4%</td> </tr> </tbody> </table>	Confirmed cases		Total	14-day change	97.4M 9,74,38,900	 +500.9K -11%	Deaths		Total	14-day change	1.1M 10,70,234	 +5,216 +4%	
Confirmed cases																	
Total	14-day change																
97.4M 9,74,38,900	 +500.9K -11%																
Deaths																	
Total	14-day change																
1.1M 10,70,234	 +5,216 +4%																
15-10-22	627.9M 62,78,54,963	65.07	79.85	<table border="1"> <thead> <tr> <th colspan="2">Confirmed cases</th> </tr> <tr> <th>Total</th> <th>14-day change</th> </tr> </thead> <tbody> <tr> <td>96.8M 9,67,72,268</td> <td> +549.1K-22%</td> </tr> <tr> <th colspan="2">Deaths</th> </tr> <tr> <th>Total</th> <th>14-day change</th> </tr> <tr> <td>1.1M</td> <td></td> </tr> </tbody> </table>	Confirmed cases		Total	14-day change	96.8M 9,67,72,268	 +549.1K -22%	Deaths		Total	14-day change	1.1M		
Confirmed cases																	
Total	14-day change																
96.8M 9,67,72,268	 +549.1K -22%																
Deaths																	
Total	14-day change																
1.1M																	

				10,63,310	+5,311-25%
30-09-22	616.2M 61,61,72,308	64.7	79.46	Confirmed cases	
				Total	14-day change
				96.2M 9,61,62,907	 +735.4K -23%
				Deaths	
				Total	14-day change
				1.1M 10,57,247	 +6,129 -10%
15-09-22	610.7M 61,06,86,563	64.5	79.25	Confirmed cases	
				Total	14-day change
				95.3M 9,52,82,080	 +951.1K -27%
				Deaths	
				Total	14-day change
				1.1M 10,50,323	 +6,374 -15%

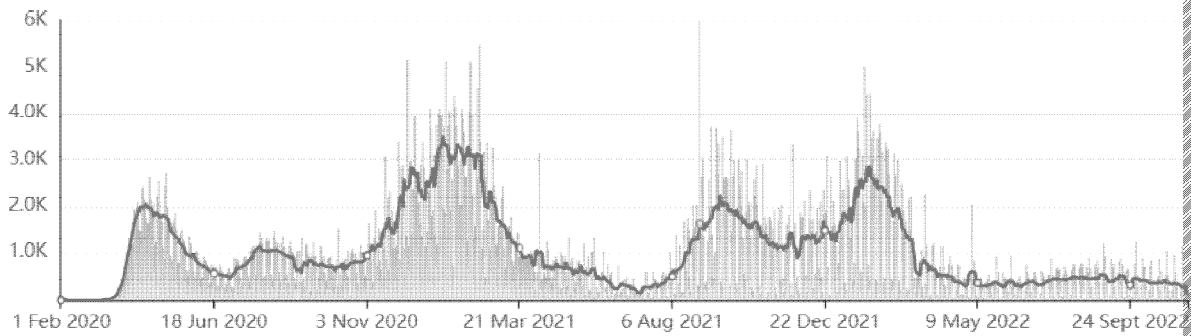
United States Population (LIVE)		
335,656,030	15 th Nov,2022	336M or 0.336B or 33.5 Cr
335,487,738	15 th Oct,2022	
335,325,292	15 th Sep,2022	



USA Fatal













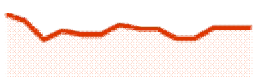







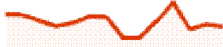





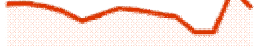





Last 60 days (daily trends) –USA Fatal



All (daily trends) –USA Fatal

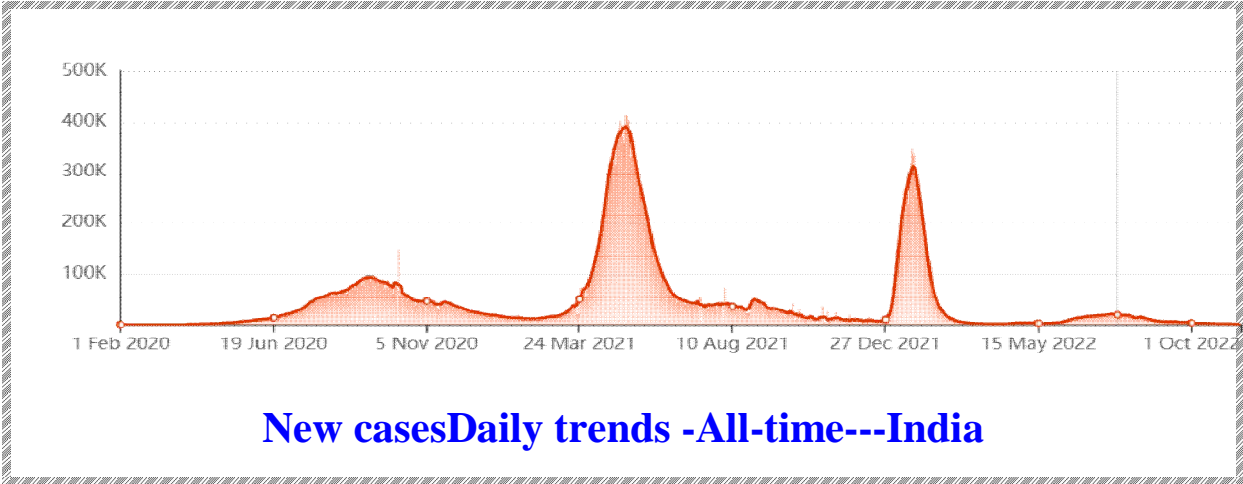
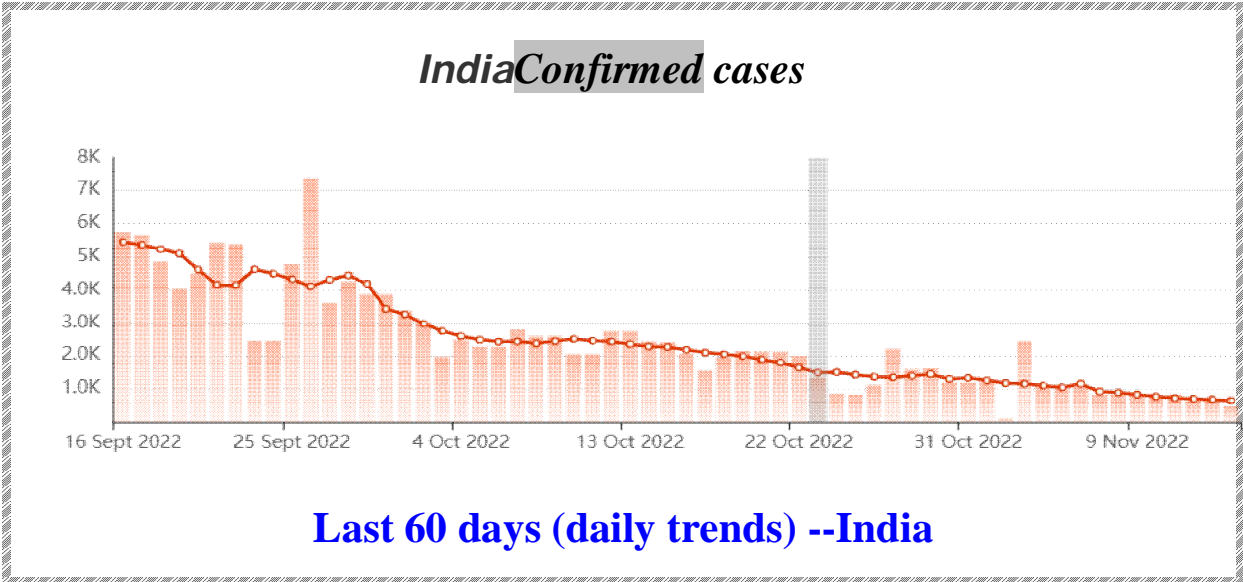
India					
Upto Date	Doses administered	Fully vaccinated	Received at least one dose	Confirmed cases	
		%	%		During last 60 days Lakhs

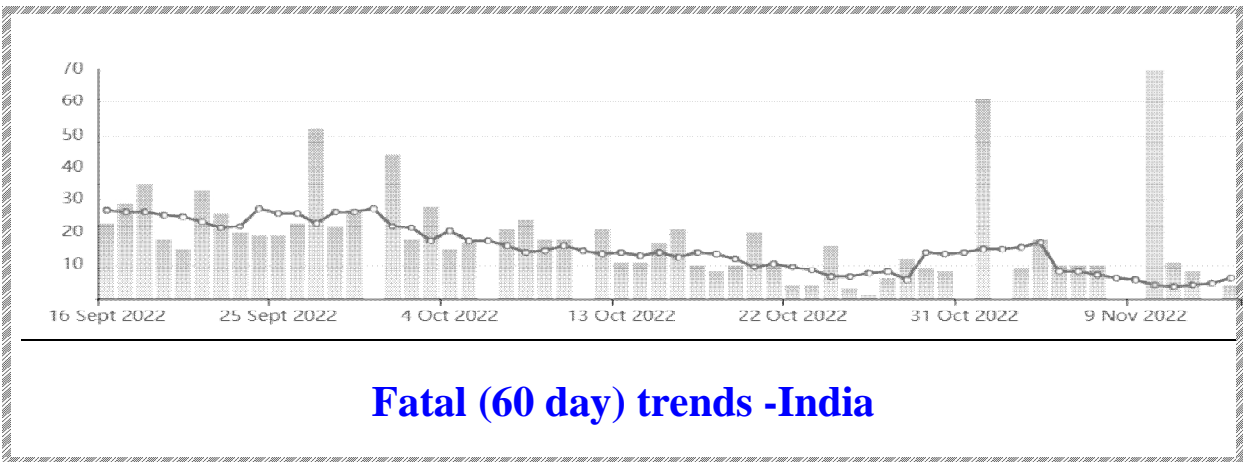
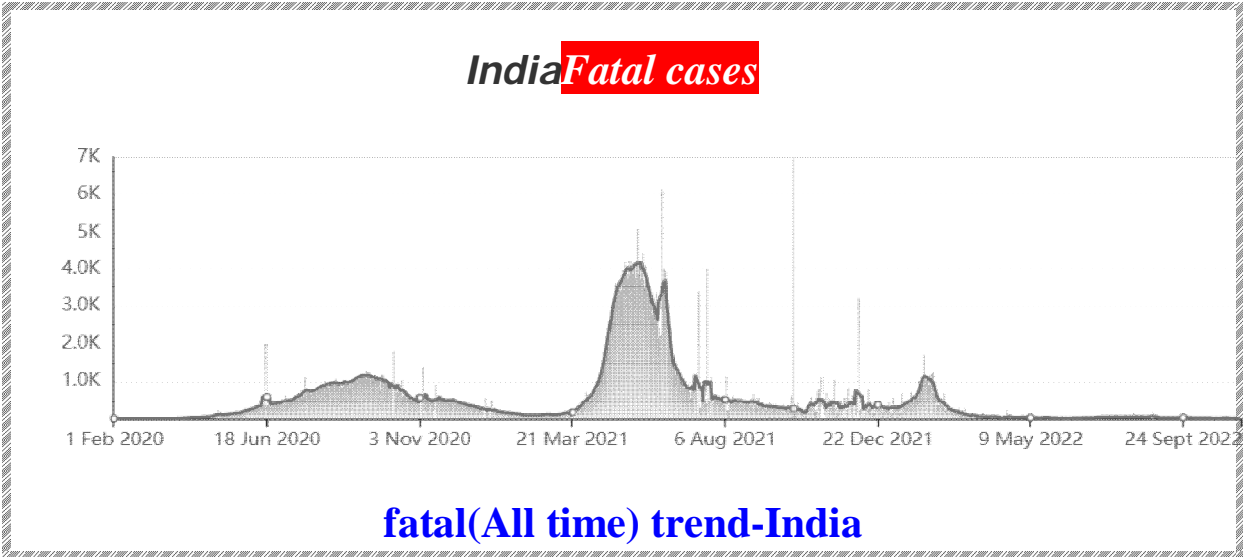
15-11-22	<p>2.2B</p> <p>2,19,81,97,787</p>	71.31	77.04	<table border="1"> <thead> <tr> <th colspan="2">Confirmed cases</th> </tr> <tr> <th>Total</th> <th>14-day change</th> </tr> </thead> <tbody> <tr> <td>44.7M 4,46,67,398</td> <td> +12,760-50%</td> </tr> <tr> <th colspan="2">Deaths</th> </tr> <tr> <th>Total</th> <th>14-day change</th> </tr> <tr> <td>530.5K 5,30,533</td> <td> +1,516-76%</td> </tr> </tbody> </table>	Confirmed cases		Total	14-day change	44.7M 4,46,67,398	 +12,760 -50%	Deaths		Total	14-day change	530.5K 5,30,533	 +1,516 -76%	
Confirmed cases																	
Total	14-day change																
44.7M 4,46,67,398	 +12,760 -50%																
Deaths																	
Total	14-day change																
530.5K 5,30,533	 +1,516 -76%																
31-10-22	<p>2.2B</p> <p>2,19,63,57,196</p>	71.27	77.03	<table border="1"> <thead> <tr> <th colspan="2">Confirmed cases</th> </tr> <tr> <th>Total</th> <th>14-day change</th> </tr> </thead> <tbody> <tr> <td>44.7M 4,46,52,266</td> <td> +23,438-42%</td> </tr> <tr> <th colspan="2">Deaths</th> </tr> <tr> <th>Total</th> <th>14-day change</th> </tr> <tr> <td>529K 5,29,016</td> <td> +134-48%</td> </tr> </tbody> </table>	Confirmed cases		Total	14-day change	44.7M 4,46,52,266	 +23,438 -42%	Deaths		Total	14-day change	529K 5,29,016	 +134 -48%	
Confirmed cases																	
Total	14-day change																
44.7M 4,46,52,266	 +23,438 -42%																
Deaths																	
Total	14-day change																
529K 5,29,016	 +134 -48%																
15-10-22	<p>2.2B</p> <p>2,19,29,37,052</p>	71.22	77.02	<table border="1"> <thead> <tr> <th colspan="2">Confirmed cases</th> </tr> <tr> <th>Total</th> <th>14-day change</th> </tr> </thead> <tbody> <tr> <td>44.6M 4,46,26,427</td> <td> +35,315-45%</td> </tr> <tr> <th colspan="2">Deaths</th> </tr> <tr> <th>Total</th> <th>14-day change</th> </tr> <tr> <td>528.9K 5,28,874</td> <td> +224-57%</td> </tr> </tbody> </table>	Confirmed cases		Total	14-day change	44.6M 4,46,26,427	 +35,315 -45%	Deaths		Total	14-day change	528.9K 5,28,874	 +224 -57%	2
Confirmed cases																	
Total	14-day change																
44.6M 4,46,26,427	 +35,315 -45%																
Deaths																	
Total	14-day change																
528.9K 5,28,874	 +224 -57%																

30-09-22	2.2B 2,18,48,67,488	71.14	77	<table border="1"> <tr><th colspan="2">Confirmed cases</th></tr> <tr> <td>Total</td> <td>14-day change</td> </tr> <tr> <td>44.6M 4,45,83,360</td> <td> +64,530-24%</td> </tr> <tr><th colspan="2">Deaths</th></tr> <tr> <td>Total</td> <td>14-day change</td> </tr> <tr> <td>528.6K 5,28,611</td> <td> +361+20%</td> </tr> </table>	Confirmed cases		Total	14-day change	44.6M 4,45,83,360	 +64,530 -24%	Deaths		Total	14-day change	528.6K 5,28,611	 +361 +20%
Confirmed cases																
Total	14-day change															
44.6M 4,45,83,360	 +64,530 -24%															
Deaths																
Total	14-day change															
528.6K 5,28,611	 +361 +20%															
15-09-22	2.2B 2,15,98,56,790	70.96	76.94	<table border="1"> <tr><th colspan="2">Confirmed cases</th></tr> <tr> <td>Total</td> <td>14-day change</td> </tr> <tr> <td>44.5M 4,45,16,479</td> <td> +81,031-29%</td> </tr> <tr><th colspan="2">Deaths</th></tr> <tr> <td>Total</td> <td>14-day change</td> </tr> <tr> <td>528.3K 5,28,250</td> <td> +342-62%</td> </tr> </table>	Confirmed cases		Total	14-day change	44.5M 4,45,16,479	 +81,031 -29%	Deaths		Total	14-day change	528.3K 5,28,250	 +342 -62%
Confirmed cases																
Total	14-day change															
44.5M 4,45,16,479	 +81,031 -29%															
Deaths																
Total	14-day change															
528.3K 5,28,250	 +342 -62%															

India Population (LIVE)		
0.0014 Trillions or 1.412 Billions or 141 Crores or 1410 Millions or 14100 lacs	1,412,854,956	15 th Nov,2022
	1,411,661,397	15 th Oct,2022
	1,410,510,293	15 th Sep,2022







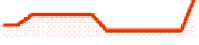
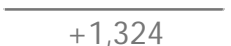




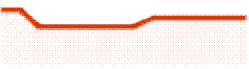


India














Brazil																	
Upto Date	Doses administered	Fully vaccinated	Received at least one dose	Confirmed cases													
		%	%		During last 60 days Lakhs												
15-11-22	473.1M 47,31,33,683	85.71	93.19	<table border="1" style="width: 100%;"> <thead> <tr> <th colspan="2" style="text-align: center;">Confirmed cases</th> </tr> <tr> <th>Total</th> <th>14-day change</th> </tr> </thead> <tbody> <tr> <td style="text-align: center;">34.9M 3,49,08,198</td> <td style="text-align: center;"> +83,332+44% </td> </tr> <tr> <th colspan="2" style="text-align: center;">Deaths</th> </tr> <tr> <th>Total</th> <th>14-day change</th> </tr> <tr> <td style="text-align: center;">688.7K 6,88,656</td> <td style="text-align: center;"> +540-49% </td> </tr> </tbody> </table>		Confirmed cases		Total	14-day change	34.9M 3,49,08,198	 +83,332+44%	Deaths		Total	14-day change	688.7K 6,88,656	 +540-49%
Confirmed cases																	
Total	14-day change																
34.9M 3,49,08,198	 +83,332+44%																
Deaths																	
Total	14-day change																
688.7K 6,88,656	 +540-49%																

31-10-22	473.1M 47,31,02,959	85.7	93.18	<table border="1"> <thead> <tr> <th colspan="2">Confirmed cases</th> </tr> <tr> <th>Total</th> <th>14-day change</th> </tr> </thead> <tbody> <tr> <td>34.8M 3,48,15,258</td> <td> +75,393+1%</td> </tr> <tr> <th colspan="2">Deaths</th> </tr> <tr> <th>Total</th> <th>14-day change</th> </tr> <tr> <td>688K 6,87,962</td> <td> +908+12%</td> </tr> </tbody> </table>	Confirmed cases		Total	14-day change	34.8M 3,48,15,258	 +75,393+1%	Deaths		Total	14-day change	688K 6,87,962	 +908+12%	
Confirmed cases																	
Total	14-day change																
34.8M 3,48,15,258	 +75,393+1%																
Deaths																	
Total	14-day change																
688K 6,87,962	 +908+12%																
15-10-22	473.1M 47,30,81,51	85.69	93.18	<table border="1"> <thead> <tr> <th colspan="2">Confirmed cases</th> </tr> <tr> <th>Total</th> <th>14-day change</th> </tr> </thead> <tbody> <tr> <td>34.7M 3,47,31,539</td> <td> +59,015-55%</td> </tr> <tr> <th colspan="2">Deaths</th> </tr> <tr> <th>Total</th> <th>14-day change</th> </tr> <tr> <td>687K 6,86,963</td> <td> +728-100%</td> </tr> </tbody> </table>	Confirmed cases		Total	14-day change	34.7M 3,47,31,539	 +59,015-55%	Deaths		Total	14-day change	687K 6,86,963	 +728-100%	
Confirmed cases																	
Total	14-day change																
34.7M 3,47,31,539	 +59,015-55%																
Deaths																	
Total	14-day change																
687K 6,86,963	 +728-100%																
30-09-22	473M 47,29,72,308	85.66	93.15	<table border="1"> <thead> <tr> <th colspan="2">Confirmed cases</th> </tr> <tr> <th>Total</th> <th>14-day change</th> </tr> </thead> <tbody> <tr> <td>34.6M 3,46,38,288</td> <td> +79,386-53%</td> </tr> <tr> <th colspan="2">Deaths</th> </tr> <tr> <th>Total</th> <th>14-day change</th> </tr> <tr> <td>685.8K 6,85,835</td> <td> +790-43%</td> </tr> </tbody> </table>	Confirmed cases		Total	14-day change	34.6M 3,46,38,288	 +79,386-53%	Deaths		Total	14-day change	685.8K 6,85,835	 +790-43%	4
Confirmed cases																	
Total	14-day change																
34.6M 3,46,38,288	 +79,386-53%																
Deaths																	
Total	14-day change																
685.8K 6,85,835	 +790-43%																
15-09-22	471.4M 47,13,78,826	85.5	92.85	<table border="1"> <thead> <tr> <th colspan="2">Confirmed cases</th> </tr> <tr> <th>Total</th> <th>14-day change</th> </tr> </thead> <tbody> <tr> <td>34.5M 3,45,16,739</td> <td> +132K-56%</td> </tr> <tr> <th colspan="2">Deaths</th> </tr> <tr> <th>Total</th> <th>14-day change</th> </tr> <tr> <td>684.8K 6,84,813</td> <td> +1,341-42%</td> </tr> </tbody> </table>	Confirmed cases		Total	14-day change	34.5M 3,45,16,739	 +132K-56%	Deaths		Total	14-day change	684.8K 6,84,813	 +1,341-42%	
Confirmed cases																	
Total	14-day change																
34.5M 3,45,16,739	 +132K-56%																
Deaths																	
Total	14-day change																
684.8K 6,84,813	 +1,341-42%																





Upto Date	United Kingdom													
	Confirmed cases	During last 60 days Lakhs												
15-11-22	<table border="1"> <thead> <tr> <th colspan="2">Confirmed cases</th> </tr> <tr> <th>Total</th> <th>14-day change</th> </tr> </thead> <tbody> <tr> <td>24M 2,39,54,196</td> <td> +77,188+11%</td> </tr> <tr> <th colspan="2">Deaths</th> </tr> <tr> <th>Total</th> <th>14-day change</th> </tr> <tr> <td>210.7K 2,10,680</td> <td> +1,450-18%</td> </tr> </tbody> </table>	Confirmed cases		Total	14-day change	24M 2,39,54,196	 +77,188 +11%	Deaths		Total	14-day change	210.7K 2,10,680	 +1,450 -18%	
Confirmed cases														
Total	14-day change													
24M 2,39,54,196	 +77,188 +11%													
Deaths														
Total	14-day change													
210.7K 2,10,680	 +1,450 -18%													
31-10-22	<table border="1"> <thead> <tr> <th colspan="2">Confirmed cases</th> </tr> <tr> <th>Total</th> <th>14-day change</th> </tr> </thead> <tbody> <tr> <td>23.9M 2,38,98,489</td> <td> +112.4K-3%</td> </tr> <tr> <th colspan="2">Deaths</th> </tr> <tr> <th>Total</th> <th>14-day change</th> </tr> <tr> <td>209.2K 2,09,208</td> <td> +1,324</td> </tr> </tbody> </table>	Confirmed cases		Total	14-day change	23.9M 2,38,98,489	 +112.4K -3%	Deaths		Total	14-day change	209.2K 2,09,208	 +1,324	
Confirmed cases														
Total	14-day change													
23.9M 2,38,98,489	 +112.4K -3%													
Deaths														
Total	14-day change													
209.2K 2,09,208	 +1,324													
15-10-22	<table border="1"> <thead> <tr> <th colspan="2">Confirmed cases</th> </tr> <tr> <th>Total</th> <th>14-day change</th> </tr> </thead> <tbody> <tr> <td>23.7M 2,37,35,277</td> <td> +137.8K+190%</td> </tr> <tr> <th colspan="2">Deaths</th> </tr> <tr> <th>Total</th> <th>14-day change</th> </tr> <tr> <td></td> <td></td> </tr> </tbody> </table>	Confirmed cases		Total	14-day change	23.7M 2,37,35,277	 +137.8K +190%	Deaths		Total	14-day change			3
Confirmed cases														
Total	14-day change													
23.7M 2,37,35,277	 +137.8K +190%													
Deaths														
Total	14-day change													

	207.5K 2,07,528	<hr/> +714 +53%												
30-09-22	<table border="1"> <tr> <th colspan="2">Confirmed cases</th> </tr> <tr> <th>Total</th> <th>14-day change</th> </tr> <tr> <td> 23.6M 2,36,21,956 </td> <td>  +67,436 +738% </td> </tr> <tr> <th colspan="2">Deaths</th> </tr> <tr> <th>Total</th> <th>14-day change</th> </tr> <tr> <td> 206.5K 2,06,532 </td> <td>  +433 -100% </td> </tr> </table>		Confirmed cases		Total	14-day change	23.6M 2,36,21,956	 +67,436 +738%	Deaths		Total	14-day change	206.5K 2,06,532	 +433 -100%
Confirmed cases														
Total	14-day change													
23.6M 2,36,21,956	 +67,436 +738%													
Deaths														
Total	14-day change													
206.5K 2,06,532	 +433 -100%													
15-09-22	<table border="1"> <tr> <th colspan="2">Confirmed cases</th> </tr> <tr> <th>Total</th> <th>14-day change</th> </tr> <tr> <td> 23.6M 2,35,54,519 </td> <td>  +3,878 +44% </td> </tr> <tr> <th colspan="2">Deaths</th> </tr> <tr> <th>Total</th> <th>14-day change</th> </tr> <tr> <td> 205.7K 2,05,718 </td> <td> <hr/> +1,019 -98% </td> </tr> </table>		Confirmed cases		Total	14-day change	23.6M 2,35,54,519	 +3,878 +44%	Deaths		Total	14-day change	205.7K 2,05,718	<hr/> +1,019 -98%
Confirmed cases														
Total	14-day change													
23.6M 2,35,54,519	 +3,878 +44%													
Deaths														
Total	14-day change													
205.7K 2,05,718	<hr/> +1,019 -98%													

China (mainland)







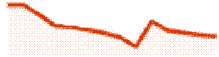











Upto Date	Doses administered	Confirmed cases								
		During last 60 days								
15-11-22	3.4B 3,44,12,05,000	<table border="1"> <tr> <th colspan="2">Confirmed cases</th> </tr> <tr> <th>Total</th> <th>14-day change</th> </tr> <tr> <td></td> <td></td> </tr> </table>		Confirmed cases		Total	14-day change			149 K
Confirmed cases										
Total	14-day change									

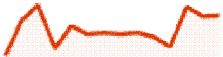





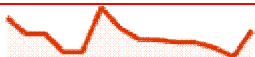





		<table border="1"> <tr> <td>1.1M 11,21,325</td> <td></td> </tr> <tr> <td colspan="2" style="text-align: center;">Deaths</td> </tr> <tr> <td>Total</td> <td>14-day change</td> </tr> <tr> <td>5,226</td> <td></td> </tr> </table>	1.1M 11,21,325		Deaths		Total	14-day change	5,226					
1.1M 11,21,325														
Deaths														
Total	14-day change													
5,226														
31-10-22	3.4B 3,43,95,25,000	<table border="1"> <tr> <td colspan="2" style="text-align: center;">Confirmed cases</td> </tr> <tr> <td>Total</td> <td>14-day change</td> </tr> <tr> <td>1M 10,26,239</td> <td></td> </tr> <tr> <td colspan="2" style="text-align: center;">Deaths</td> </tr> <tr> <td>Total</td> <td>14-day change</td> </tr> <tr> <td>5,226</td> <td></td> </tr> </table>	Confirmed cases		Total	14-day change	1M 10,26,239		Deaths		Total	14-day change	5,226	
Confirmed cases														
Total	14-day change													
1M 10,26,239														
Deaths														
Total	14-day change													
5,226														
15-10-22	3.438B 3,43,80,86,000	<table border="1"> <tr> <td colspan="2" style="text-align: center;">Confirmed cases</td> </tr> <tr> <td>Total</td> <td>14-day change</td> </tr> <tr> <td>1M 10,07,872</td> <td></td> </tr> <tr> <td colspan="2" style="text-align: center;">Deaths</td> </tr> <tr> <td>Total</td> <td>14-day change</td> </tr> <tr> <td>5,226</td> <td></td> </tr> </table>	Confirmed cases		Total	14-day change	1M 10,07,872		Deaths		Total	14-day change	5,226	
Confirmed cases														
Total	14-day change													
1M 10,07,872														
Deaths														
Total	14-day change													
5,226														
30-09-22	3.436B 3,43,64,94,000	<table border="1"> <tr> <td colspan="2" style="text-align: center;">Confirmed cases</td> </tr> <tr> <td>Total</td> <td>14-day change</td> </tr> </table>	Confirmed cases		Total	14-day change								
Confirmed cases														
Total	14-day change													

		988.4K 9,88,427	 +58,298 -53%
		Deaths	
		Total	14-day change
		5,226	 +13 -93%
15-09-22	3.4B 3,43,46,21,000	Confirmed cases	
		Total	14-day change
		972.1K 9,72,129	 +58,298 -53%
		Deaths	
		Total	14-day change
		5,226	 +13 -93%

China Population (LIVE)		
1.45Billions or 1450 Millions or 145 Crores	15 th Nov,2022	1,452,582,856
	15 th Oct,2022	1,452,104,418
	15 th Sep,2022	1,451,643,708

Italy				
Upto Date	Doses administered	Fully vaccinated	Received at least one dose	Confirmed cases
		%	%	During last 60 days Lakhs

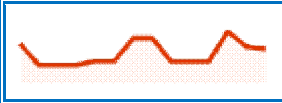

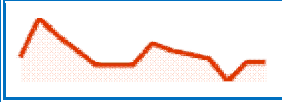

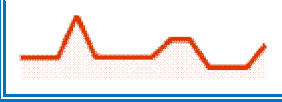



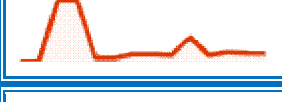




15-11-22	<p>142.3M 14,23,09,319</p>	79.5	84.28	<table border="1"> <tr><th colspan="2">Confirmed cases</th></tr> <tr> <td>Total</td> <td>14-day change</td> </tr> <tr> <td>23.8M 2,38,23,192</td> <td> +348K+17%</td> </tr> <tr><th colspan="2">Deaths</th></tr> <tr> <td>Total</td> <td>14-day change</td> </tr> <tr> <td>180K 1,79,985</td> <td> +1,074+41%</td> </tr> </table>	Confirmed cases		Total	14-day change	23.8M 2,38,23,192	 +348K+17%	Deaths		Total	14-day change	180K 1,79,985	 +1,074+41%	
Confirmed cases																	
Total	14-day change																
23.8M 2,38,23,192	 +348K+17%																
Deaths																	
Total	14-day change																
180K 1,79,985	 +1,074+41%																
31-10-22	<p>141.8M 14,18,37,271</p>	79.5	84.27	<table border="1"> <tr><th colspan="2">Confirmed cases</th></tr> <tr> <td>Total</td> <td>14-day change</td> </tr> <tr> <td>23.5M 2,35,31,023</td> <td> +561.9K-8%</td> </tr> <tr><th colspan="2">Deaths</th></tr> <tr> <td>Total</td> <td>14-day change</td> </tr> <tr> <td>179.1K 1,79,101</td> <td> +1,375+234%</td> </tr> </table>	Confirmed cases		Total	14-day change	23.5M 2,35,31,023	 +561.9K-8%	Deaths		Total	14-day change	179.1K 1,79,101	 +1,375+234%	
Confirmed cases																	
Total	14-day change																
23.5M 2,35,31,023	 +561.9K-8%																
Deaths																	
Total	14-day change																
179.1K 1,79,101	 +1,375+234%																
15-10-22	<p>141.2M 14,12,30,296</p>	79.5	84.26	<table border="1"> <tr><th colspan="2">Confirmed cases</th></tr> <tr> <td>Total</td> <td>14-day change</td> </tr> <tr> <td>22.9M 2,28,96,742</td> <td> +463.9K-22%</td> </tr> <tr><th colspan="2">Deaths</th></tr> <tr> <td>Total</td> <td>14-day change</td> </tr> <tr> <td>177.7K 1,77,650</td> <td> +465-35%</td> </tr> </table>	Confirmed cases		Total	14-day change	22.9M 2,28,96,742	 +463.9K-22%	Deaths		Total	14-day change	177.7K 1,77,650	 +465-35%	18
Confirmed cases																	
Total	14-day change																
22.9M 2,28,96,742	 +463.9K-22%																
Deaths																	
Total	14-day change																
177.7K 1,77,650	 +465-35%																

30-09-22	140.7M 14,06,56,653	79.49	84.25	<table border="1"> <tr><th colspan="2">Confirmed cases</th></tr> <tr><td>Total</td><td>14-day change</td></tr> <tr><td>22.4M 2,24,32,803</td><td> +354.1K+151%</td></tr> <tr><th colspan="2">Deaths</th></tr> <tr><td>Total</td><td>14-day change</td></tr> <tr><td>177.1K 1,77,054</td><td> +719-18%</td></tr> </table>	Confirmed cases		Total	14-day change	22.4M 2,24,32,803	 +354.1K +151%	Deaths		Total	14-day change	177.1K 1,77,054	 +719 -18%
Confirmed cases																
Total	14-day change															
22.4M 2,24,32,803	 +354.1K +151%															
Deaths																
Total	14-day change															
177.1K 1,77,054	 +719 -18%															
15-09-22	140.5M 14,05,00,487	79.49	84.25	<table border="1"> <tr><th colspan="2">Confirmed cases</th></tr> <tr><td>Total</td><td>14-day change</td></tr> <tr><td>22.1M 2,20,77,601</td><td> +262.7K-45%</td></tr> <tr><th colspan="2">Deaths</th></tr> <tr><td>Total</td><td>14-day change</td></tr> <tr><td>176.3K 1,76,335</td><td> +835-53%</td></tr> </table>	Confirmed cases		Total	14-day change	22.1M 2,20,77,601	 +262.7K -45%	Deaths		Total	14-day change	176.3K 1,76,335	 +835 -53%
Confirmed cases																
Total	14-day change															
22.1M 2,20,77,601	 +262.7K -45%															
Deaths																
Total	14-day change															
176.3K 1,76,335	 +835 -53%															

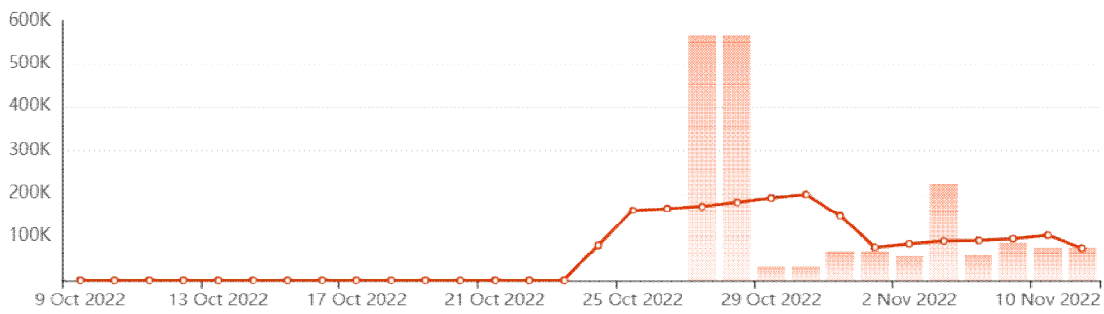
Italy (LIVE)		
60,252,507	15 th Nov,2022	60.2 M or
60,260,014	15 th Oct,2022	0.0602 B or 6.02 Cr

Time line of Covid-19 (Pandemic infection) critical Data
[15-Nov 2022_{down to} 15-Jan-2020]

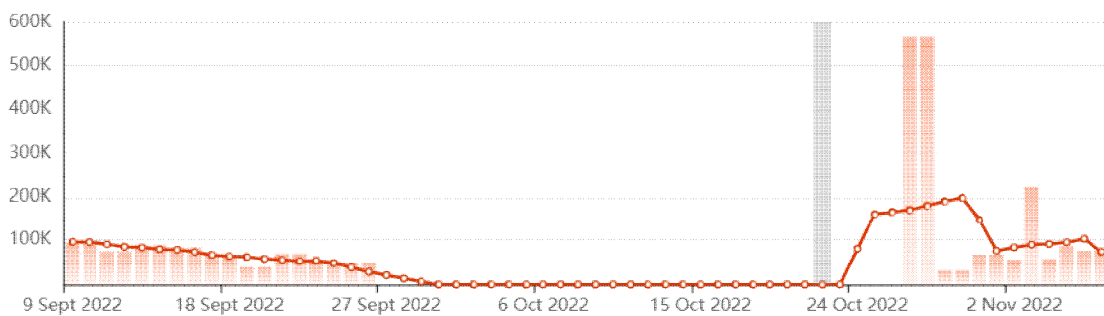
SARS-CoV-2 (15-11-2022)
Europe, Japan

Country	Infected	14-day change	
France	3,71,30,412		+328.4K -24%
Spain	1,35,51,539		+32,048 -16%
Germany	3,60,80,574		+460.9K -27%
Sweden	26,18,688		+8,754 +90%
Netherlands	85,39,315		+16,692 -57%
Canada	44,03,371		+35,087 -19%
Switzerland	42,76,848		+50,889 -37%
South Korea	2,62,90,877		+660.7K +22%
Japan	2,32,16,265		+1.9M +1741668%
Egypt	5,15,645		+5,768 -12%
Russia	2,15,08,961		+74,203 -22%
Singapore	21,41,411		+39,039 -56%
Greece	52,50,288		+122.7K +30%
Marshall Islands	15,389	Deaths:17 Vaccines	
Magallanes and Antarctic Region	64,110	Total deaths : 752	
Antarctica	11	Total deaths: 0	

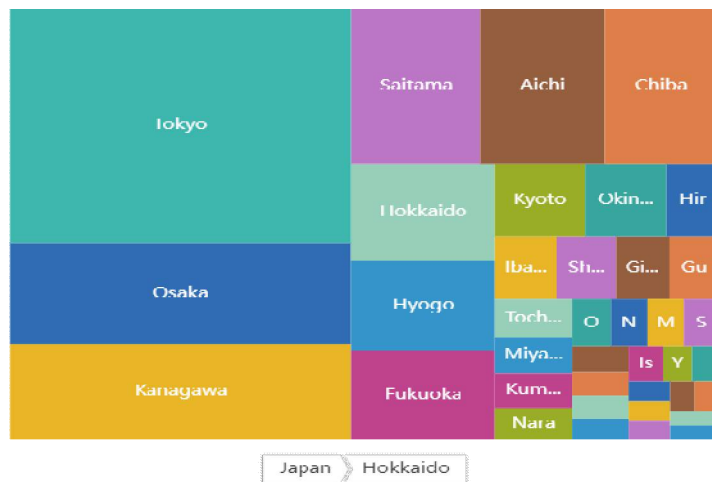
Japan **Last 30 days** **New cases confirmed**



Japan **Last 60 days** **New cases confirmed**



Distribution of confirmed cases



References

Title	EscapeCorona with Wick – Part 15
Journal	Journal of Applicable Chemistry, 2022, 11 (5)889-909
Authors	S. Narasinga Rao, K. Somasekhara Rao, R. Sambasiva Rao

Title	EscapeCorona – Part 14
Journal	Journal of Applicable Chemistry, 2022, 11 (4)645-663
Authors	S. Narasinga Rao, K. Somasekhara Rao, R. Sambasiva Rao

Title	Mini Review: Inspiring Medical Professionals: Imp-2- Maurice Hilleman
Journal	Journal of Applicable Chemistry, 2022, 11 (3) 331-343
Authors	S. Narasinga Rao, R. Sambasiva Rao

Title	EscapeCorona – Part 13
Journal	Journal of Applicable Chemistry, 2022, 11 (3)378-391
Authors	K. Somasekhara Rao, R. Sambasiva Rao

Title	EscapeCorona – Part 12
Journal	Journal of Applicable Chemistry, 2022, 11 (2)187-196
Authors	K. Somasekhara Rao, R. Sambasiva Rao

Title	EscapeCorona – Part 11
Journal	Journal of Applicable Chemistry, 2022, 11 (1)40-57
Authors	K. Somasekhara Rao, R. Sambasiva Rao

Title	EscapeCorona – Part 10
Journal	Journal of Applicable Chemistry, 2021, 10 (6)906-918
Authors	K. Somasekhara Rao, R. Sambasiva Rao

Title	EscapeCorona – Part 9
Journal	Journal of Applicable Chemistry, 2021, 10 (5)678-697
Authors	K. Somasekhara Rao, R. Sambasiva Rao

Title	EscapeCorona – Part 8
Journal	Journal of Applicable Chemistry, 2021, 10 (4)472-487
Authors	K. Somasekhara Rao, R. Sambasiva Rao

Title	EscapeCorona – Part 7
Journal	Journal of Applicable Chemistry, 2021, 10 (3): 308-322

Authors	K. Somasekhara Rao, R.Sambasiva Rao
----------------	-------------------------------------

Title	EscapeCorona – Part 6
Journal	Journal of Applicable Chemistry, 2021, 10 (2): 227-234
Authors	K. Somasekhara Rao, R.Sambasiva Rao

Title	EscapeCorona – Part 5 Knowledge Inn (in nature)-15
Journal	Journal of Applicable Chemistry, 2021, 10 (1): 108-120
Authors	R.Sambasiva Rao

Title	EscapeCorona – Part 4 Knowledge Inn (in nature)-14
Journal	Journal of Applicable Chemistry, 2020, 9 (6): 1053-1067
Authors	R.Sambasiva Rao

Title	EscapeCorona – Part 3 Knowledge Inn (in nature)-13
Journal	Journal of Applicable Chemistry, 2020, 9 (5): 833-840
Authors	R.Sambasiva Rao

Title	EscapeCorona – Part 2 Knowledge Inn (in nature)-12
Journal	Journal of Applicable Chemistry, 2020, 9 (4): 671-681
Authors	R.Sambasiva Rao

Title	Evolutionary-scientific-cure[Esc.]:Part 1. Corona virus disease [CVD]	
Journal	Journal of Applicable Chemistry, 2020, 9 (3): 344-361	
Authors	K. Somasekhara Rao, K. Ramakrishna, Ch. V. Kameswara Rao and R.Sambasiva Rao	