



Escape Corona- Part 12.....

KnowLab
rsr.chem1979

K. Somasekhara Rao,
Dept. of Chemistry,
Acharya Nagarjuna Univ.,
Dr. M.R.Appa Rao Campus,
Nuzvid-521 201, India

R. Sambasiva Rao,
School of Chemistry,
Andhra University,
Visakhapatnam 530 003, India

Layout

- 📖 Vaccination progress for SARS-CoV-2
- 📖 Time line of Covid-19 (Pandemic infection) critical Data
 - ➔ Daily trends : Confirmed cases and deaths
 - ➔ Last 60 days

Vaccination progress for SARS-CoV-2

Global					
Up to Date	Doses administered	Fully vaccinated	Received at least one dose	Confirmed cases	
		%	%	During last 60 days Lakhs	
15-03-22	1100,40,89,103	56.90	63.84	45,79,49,618	1408
28-02-22	1072,75,50,347	55.75	63.01	43,42,47,399	
15-02-22	1037,68,71,429	54.22	62.07	41,02,30,424	
31-01-22	1005,55,90,366	51.78	61.22	36,99,55,862	
15-01-22	959,84,68,969	51.07	59.88	31,71,66,137	

United States					
Upto Date	Doses administered	Fully vaccinated	Received at least one dose	Confirmed cases	
		%	%		During last 60 days Lakhs
15-03-22	55,71,38,106	61.93	76.68	7,95,23,228	154
28-02-22	55,25,26,931	61.53	76.32	7,89,31,739	
15-02-22	54,74,46,164	61.06	75.95	7,77,07,349	
31-01-22	53,88,29,920	60.32	75.27	7,42,11,771	
15-01-22	52,56,04,449	59.27	74.80	6,41,20,554	

India					
Upto Date	Doses administered	Fully vaccinated	Received at least one dose	Confirmed cases	
		%	%		During last 60 days Lakhs
15-03-22	180,51,12,094	61.19	72.71	4,29,96,062	61
28-02-22	177,56,47,892	59.34	72.45	4,29,24,130	
15-02-22	173,44,34,302	56.89	71.97	4,26,92,943	
31-01-22	166,10,44,643	53.09	70.66	4,13,02,440	
15-01-22	155,39,81,819	48.69	67.64	3,68,50,962	

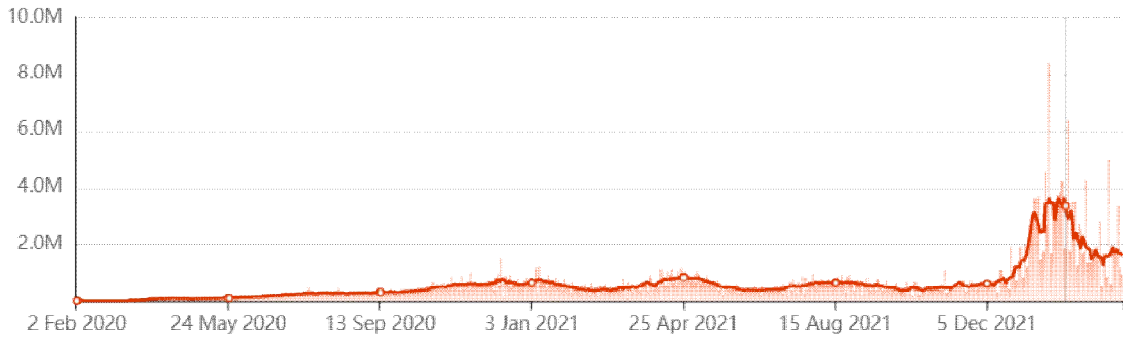
Upto Date	Doses administered	Fully vaccinated	Received at least one dose	Confirmed cases	
		%	%		During last 60 days Lakhs
Brazil					
15-03-22	40,32,86,505	78.48	89.43	2,93,80,063	64
28-02-22	39,19,70,436	76.94	88.3	2,87,68,104	
15-02-22	37,80,11,196	75.75	86.63	2,75,38,503	
31-01-22	36,11,65,196	74.48	84.45	2,53,48,797	
15-01-22	33,92,57,036	72.23	82.96	2,29,27,203	
United Kingdom					
15-03-22	14,04,30,802	78.93	84.54	1,97,00,952	47

28-02-22	13,96,98,351	78.52	84.37	1,88,54,972	
15-02-22	13,89,42,048	78.14	84.19	1,83,12,381	
31-01-22	13,78,72,568	77.54	83.91	1,64,68,522	
15-01-22	13,59,15,818	76.67	83.45	1,50,66,395	
	China (mainland)				
15-03-22	319,82,72,000	----	----	1,16,008	12
28-02-22	312,41,18,000	----	----	1,09,092	
15-02-22	303,67,07,000	----	----	1,06,930	
31-01-22	299,41,62,000	92.28	95.19	1,05,934	
15-01-22	292,36,98,000	----	----	1,04,379	
	Italy				
15-03-22	13,51,29,857	79.06	83.99	1,34,89,319	51
28-02-22	13,40,16,524	78.65	83.9	1,27,64,558	
15-02-22	13,20,99,697	77.75	83.71	1,21,34,451	
31-01-22	12,75,38,360	76.25	83.07	1,09,25,485	
15-01-22	11,83,88,483	74.99	81.55	83,56,514	

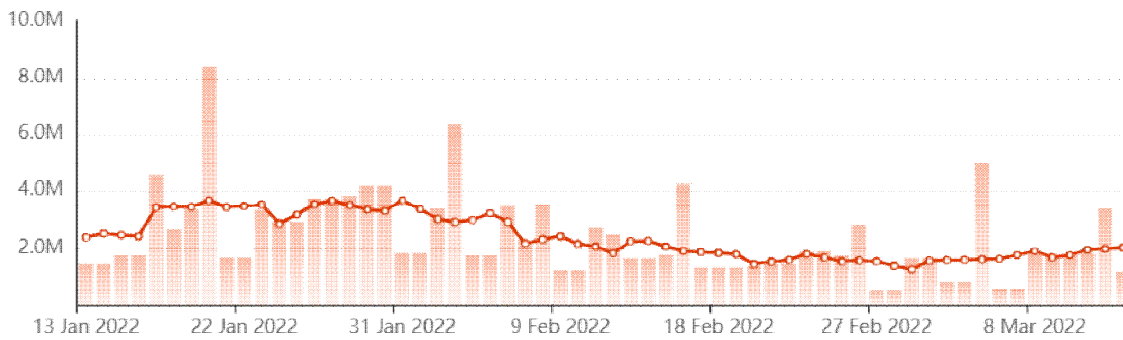
Time line of Covid-19 (Pandemic infection) critical Data
[15-March2022 down to] 15-Jan-2020

Global SARS-CoV-2 (Global)					
Up to dd-mm-yy	Infected			Deaths	
15-03-22	45,79,49,618	1408 lakhs		60,44,192	5 lakhs
28-02-22	43,42,47,399			59,44,313	
31-01-22	36,99,55,862			56,50,738	
15-01-22	31,71,66,137			55,13,550	

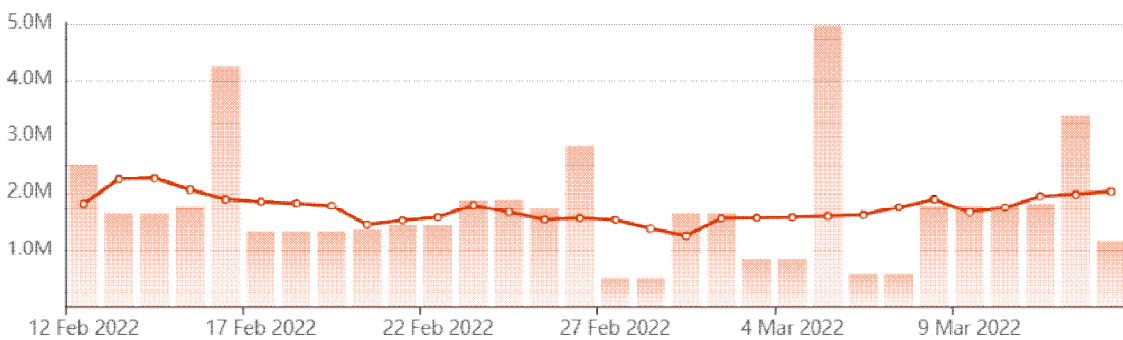
Global Confirmed



All-time — New cases daily trends



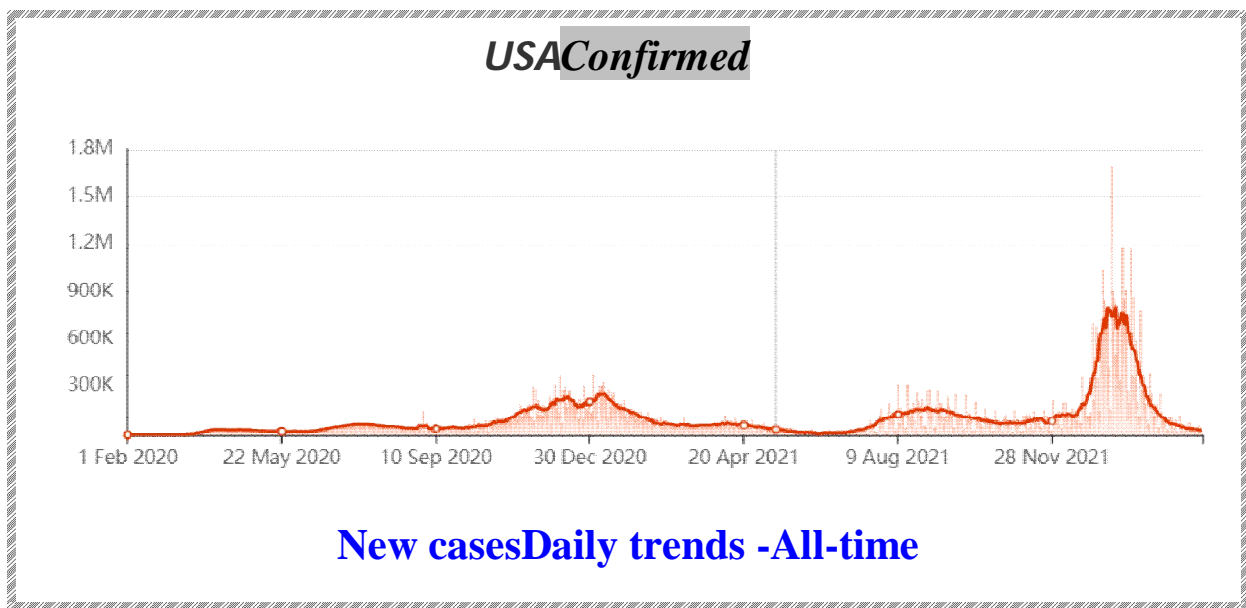
Last 60 days—New cases daily trends

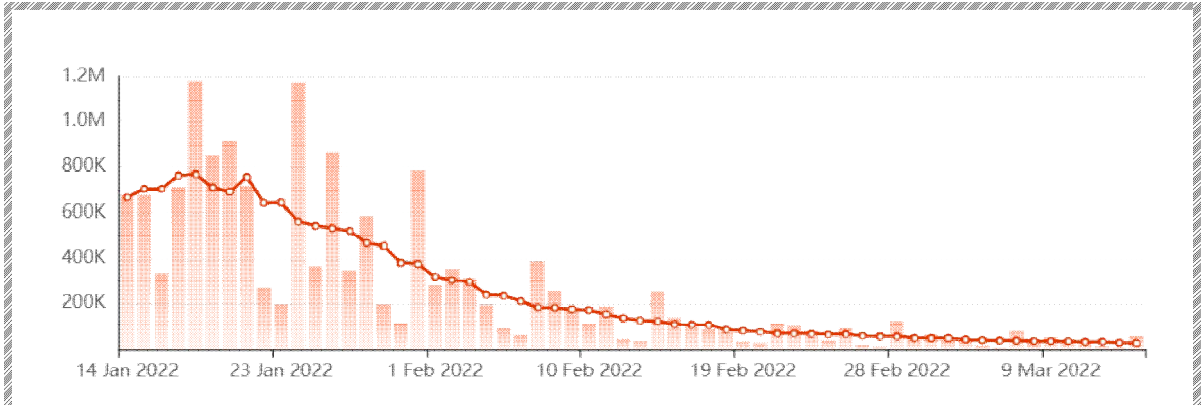


Last 30 days—New cases daily trends

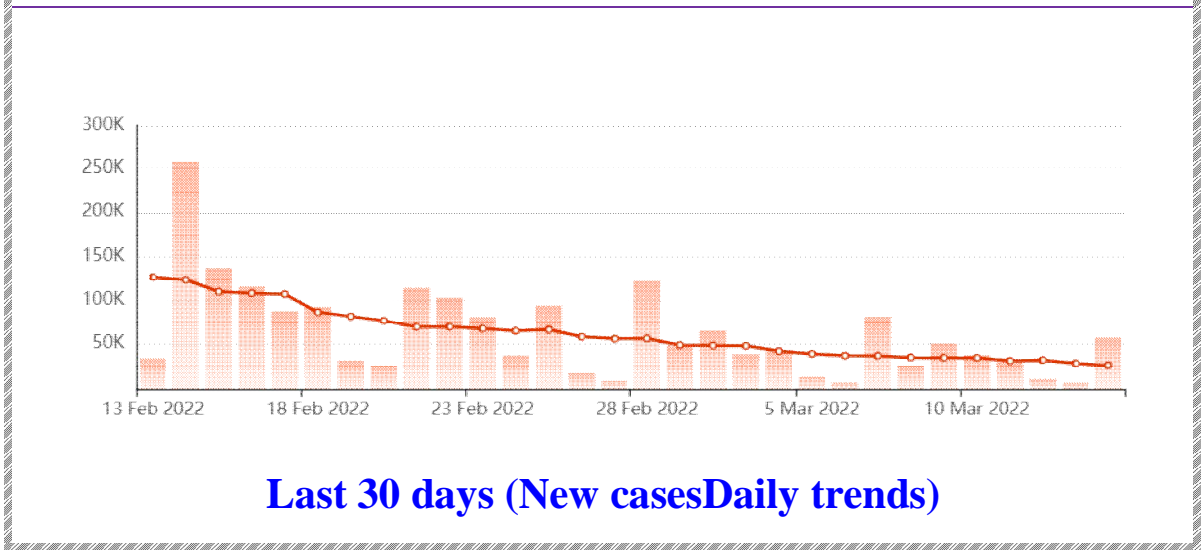
Time line of Covid-19 (Pandemic infection) typical Data

..... USA India		
SARS-CoV-2 (USA)			SARS-CoV-2 (India)		
Up to dd- mm- yy	Infected	Deaths	Up to dd-mm -yy	Infected	Deaths
15-03-22	7,95,23,228	9,67,720	15-03-22	4,29,96,062	5,15,974
28-02-22	7,89,31,739	9,48,215	28-02-22	4,29,24,130	5,13,843
15-02-22	-----	-----	15-02-22	-----	-----
31-01-22	7,42,11,771	8,82,964	31-01-22	4,13,02,440	4,95,050
15-01-22	6,41,20,554	8,45,577	15-01-22	3,68,50,962	4,85,752
122 lakhs (60 days)			30 lakhs (60 days)		

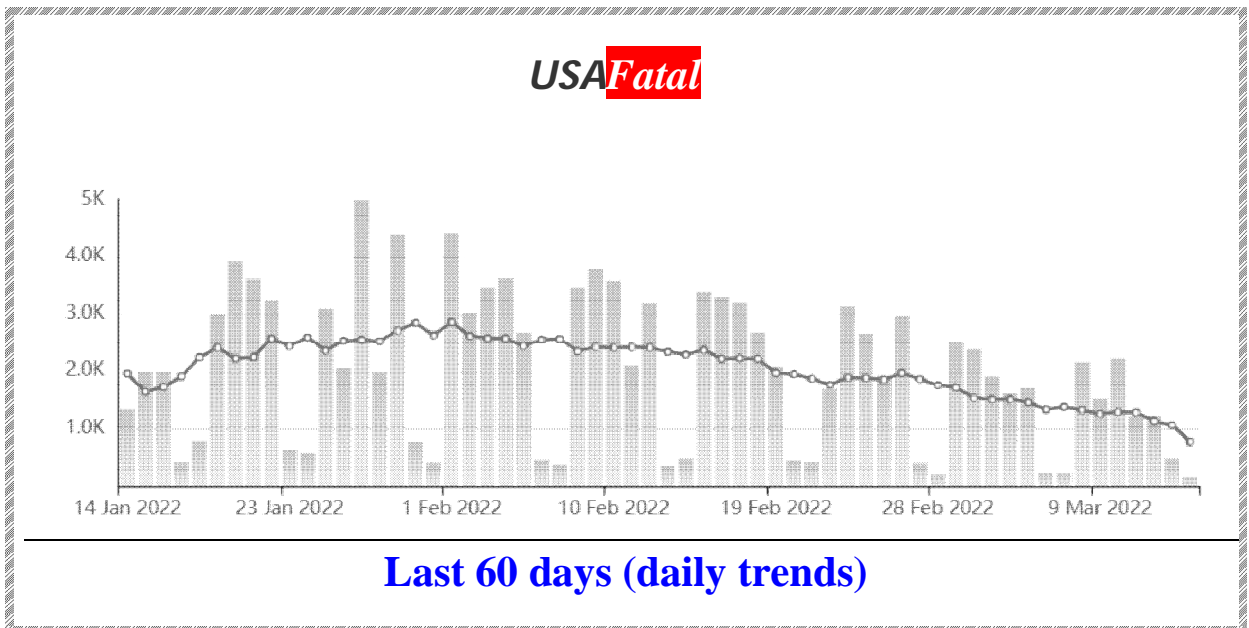




Last 60 days (New casesDaily trends)

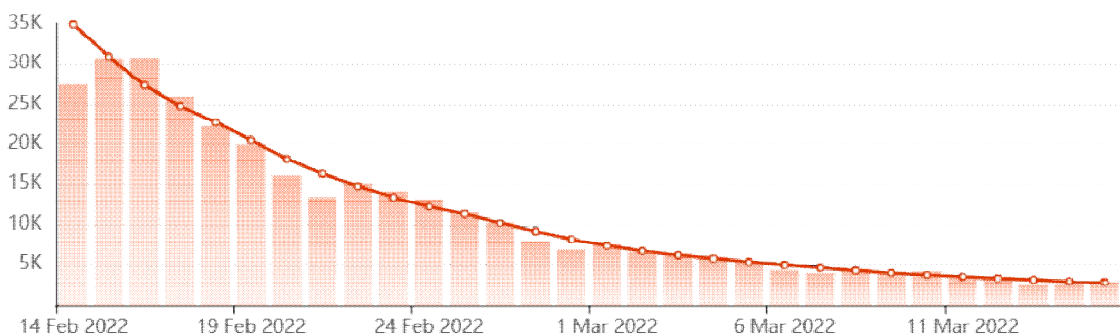


Last 30 days (New casesDaily trends)



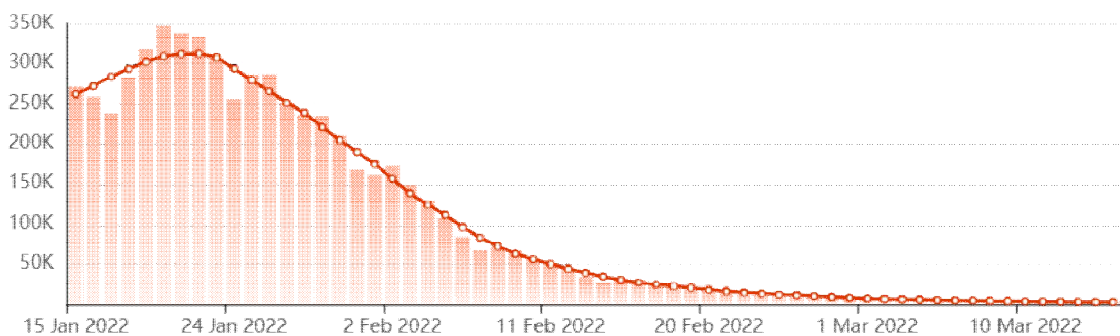
Last 60 days (daily trends)

IndiaConfirmed

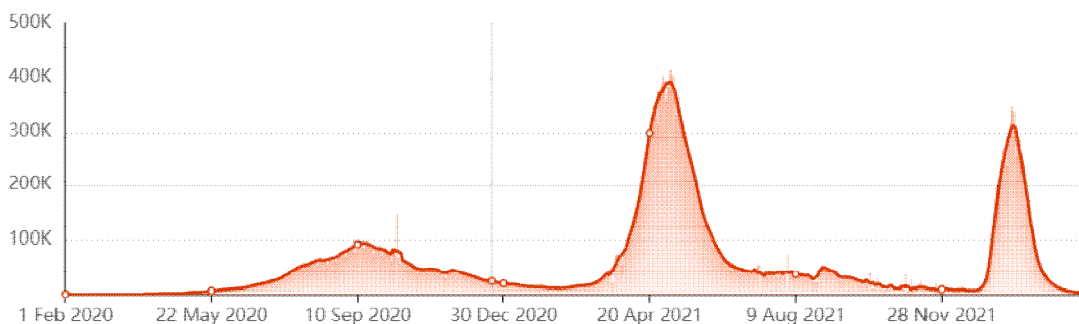


Last 30 days (daily trends)

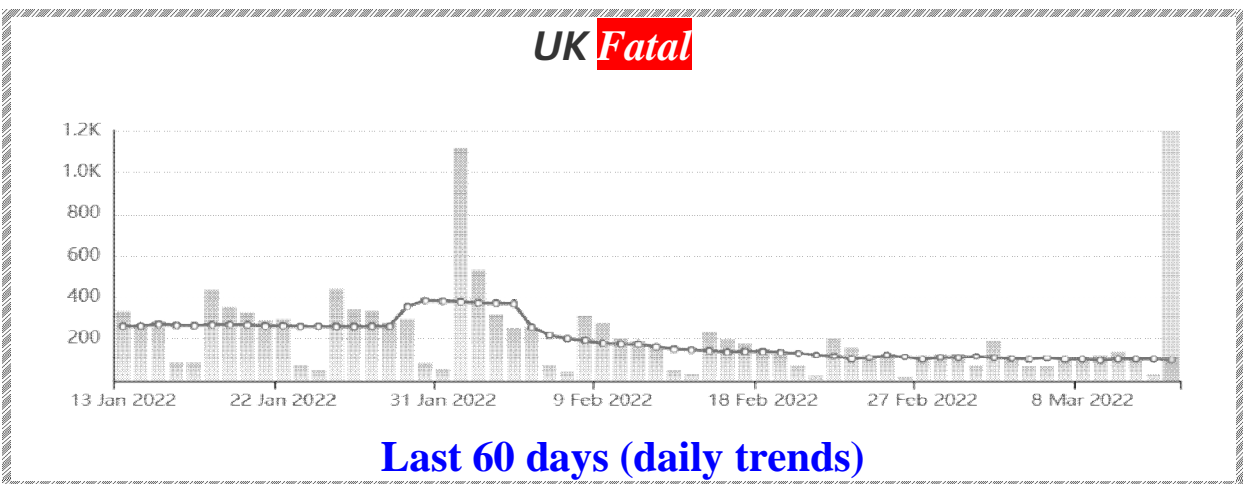
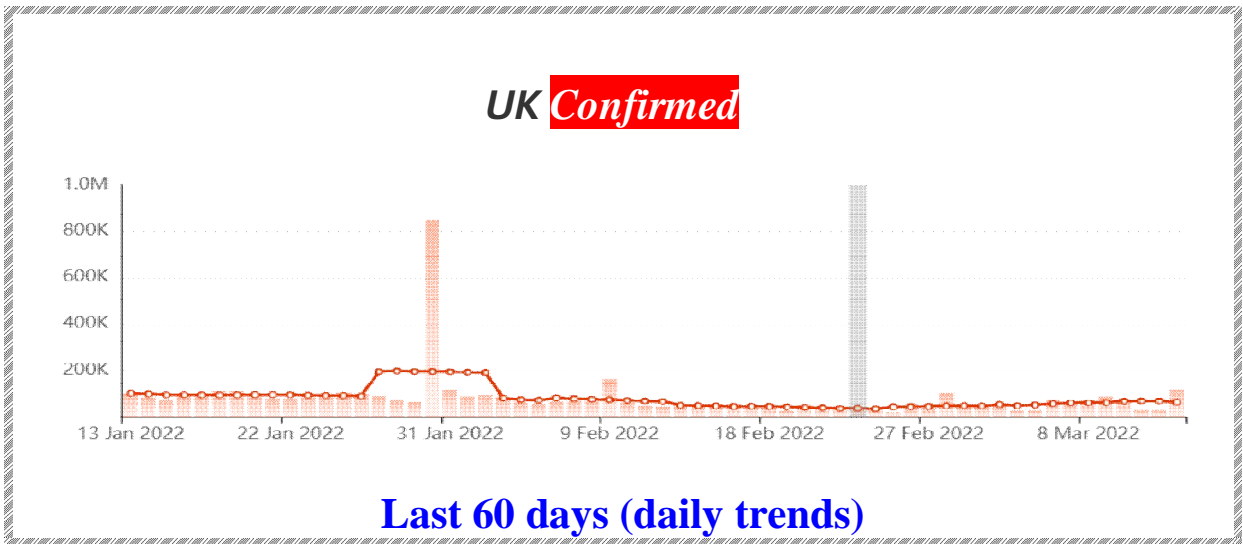
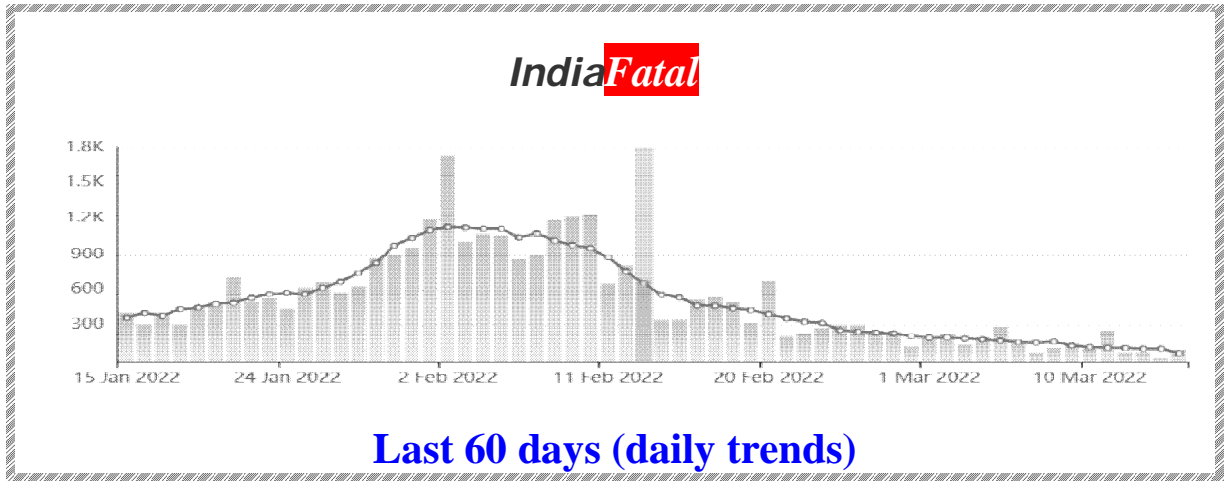
IndiaConfirmed



Last 60 days (daily trends)



New casesDaily trends -All-time



SARS-CoV-2 (15-03-2022)			
Europe,			
Infected	Country	Country	Infected
2,34,34,047	France	Japan	58,08,242
1,12,23,974	Spain	Egypt	4,95,373
1,74,32,617	Germany	Russia	1,74,12,919
72,61,924	Netherlands	Singapore	9,48,478
33,72,060	Canada	Greece	26,58,296
31,41,904	Switzerland	Marshall Islands	7

References

Title	EscapeCorona – Part 11
Journal	Journal of Applicable Chemistry, 2022, 11 (1)40-57
Authors	K. Somasekhara Rao, R.Sambasiva Rao

Title	EscapeCorona – Part 10
Journal	Journal of Applicable Chemistry, 2021, 10 (6)906-918
Authors	K. Somasekhara Rao, R.Sambasiva Rao

Title	EscapeCorona – Part 9
Journal	Journal of Applicable Chemistry, 2021, 10 (5)678-697
Authors	K. Somasekhara Rao, R.Sambasiva Rao

Title	EscapeCorona – Part 8
Journal	Journal of Applicable Chemistry, 2021, 10 (4)472-487
Authors	K. Somasekhara Rao, R.Sambasiva Rao

Title	EscapeCorona – Part 7
Journal	Journal of Applicable Chemistry, 2021, 10 (3): 308-322
Authors	K. Somasekhara Rao, R.Sambasiva Rao

Title	EscapeCorona – Part 6
Journal	Journal of Applicable Chemistry, 2021, 10 (2): 227-234
Authors	K. Somasekhara Rao, R.Sambasiva Rao

Title	EscapeCorona – Part 5 Knowledge Inn (in nature)-15
Journal	Journal of Applicable Chemistry, 2021, 10 (1): 108-120
Authors	R.Sambasiva Rao

Title	EscapeCorona – Part 4 Knowledge Inn (in nature)-14
Journal	Journal of Applicable Chemistry, 2020, 9 (6): 1053-1067
Authors	R.Sambasiva Rao

Title	EscapeCorona – Part 3 Knowledge Inn (in nature)-13
Journal	Journal of Applicable Chemistry, 2020, 9 (5): 833-840
Authors	R.Sambasiva Rao

Title	EscapeCorona – Part 2 Knowledge Inn (in nature)-12
Journal	Journal of Applicable Chemistry, 2020, 9 (4): 671-681
Authors	R.Sambasiva Rao

Title	Evolutionary-scientific-cure[Esc.]:Part 1. Corona virus disease [CVD]	<div style="border: 1px solid black; padding: 5px; text-align: center;"> EscapeCovid-19.. ??? .. !!! </div>
Journal	Journal of Applicable Chemistry, 2020, 9 (3): 344-361	
Authors	K. Somasekhara Rao, K. Ramakrishna, Ch. V. Kameswara Rao and R.Sambasiva Rao	

Information Source	Covid tracker	https://www.bing.com/covid
	Johns Hopkins Coronavirus Resource Center	https://coronavirus.jhu.edu/map.html