



Journal of Applicable Chemistry

2022, 11 (5): 889-909
(International Peer Reviewed Journal)



Escape Corona- Part 15.....

KnowLab
rsr.chem1979

S. Narasinga Rao M D Associate Professor, Dept. of General Medicine, Government medical college, government general hospital, Srikakulam, AP, India	K. SomasekharaRao, Ph D Dept. of Chemistry, Acharya Nagarjuna Univ., Dr. M.R.Appa Rao Campus, Nuzvid-521 201, India	R. SambasivaRao, Ph D School of Chemistry, Andhra University, Visakhapatnam 530 003, India
snrnaveen007@gmail.com (+91 9848136704)	sr_kaza1947@yahoo.com (+91 98 48 94 26 18)	rsr.chem@gmail.com (+91 99 85 86 01 82)

Layout

*Wise intelligent Conscious Knowledge
(Wick)*

Trends

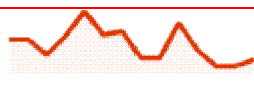
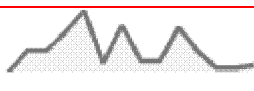




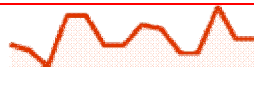


- Vaccination progress for SARS-CoV-2
- Current Population










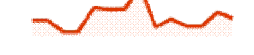





Time line of Covid-19 (Pandemic infection) critical Data

- Confirmed cases and deaths
 - Global, USA, India
 - Graphic display
 - Last 30 days
 - Last 60 days
 - Since 2020-Jan
 - Brazil, China, UK, Italy
 - Fortnight numerical data
 - France, Spain, Germany, Sweden, Netherlands, Canada, Switzerland, South Korea, Japan, Egypt, Russia, Singapore, Greece, Marshall Islands, Antarctica
 - Bimonthly numerical data

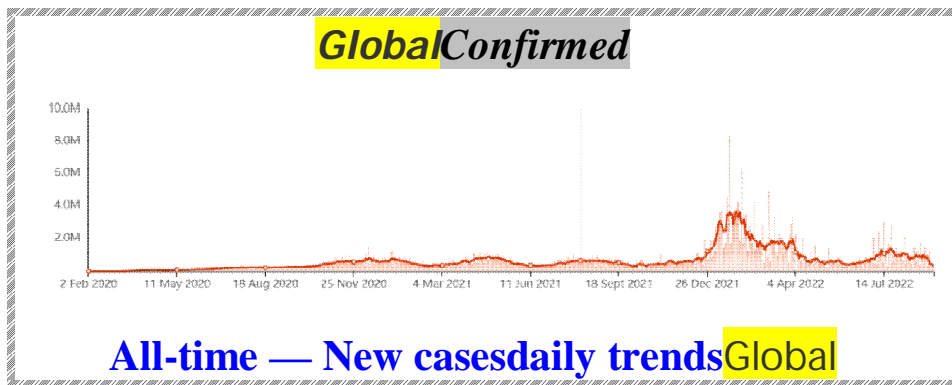
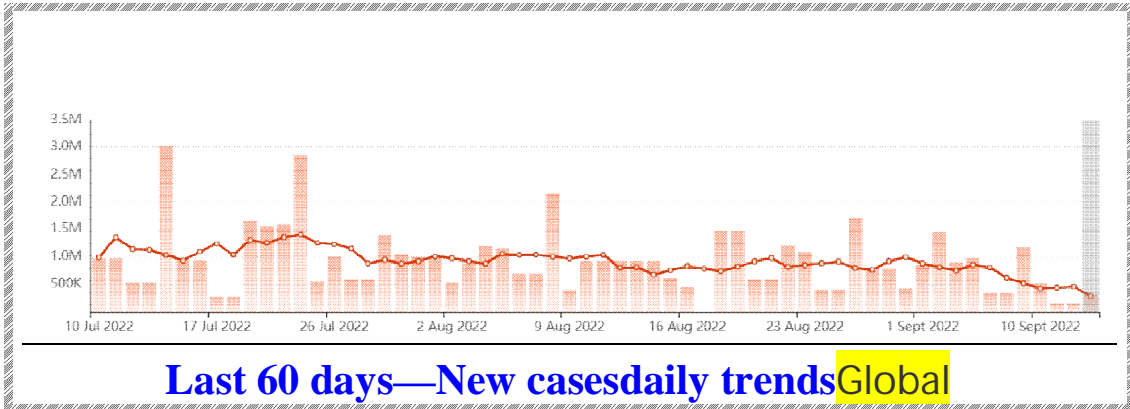
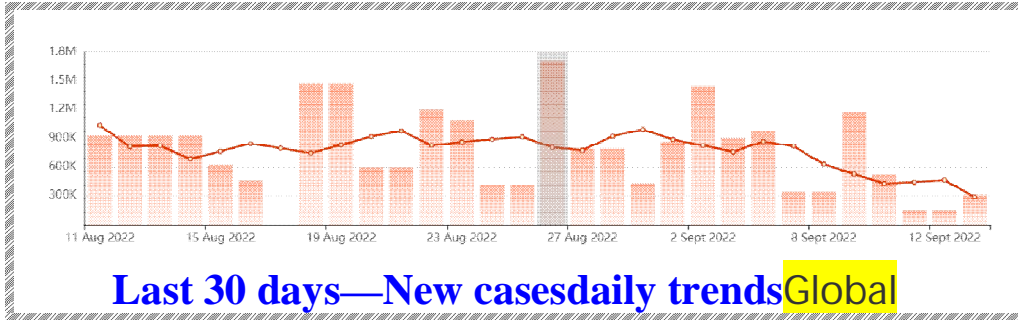
Information Source	Covid tracker	https://www.bing.com/covid
	Johns Hopkins Coronavirus Resource Centre	https://coronavirus.jhu.edu/map.html
	Population meter	https://www.worldometers.info/world-population/

Vaccination progress for SARS-CoV-2



















Global																		
Up to Date	Doses administered	Fully vaccinated	Received at least one dose	Confirmed Covid-19 cases														
		%	%		During last 60 days Lakhs													
15-09-22	12.7B 12,65,60,30,445	62.94	68.42	<table border="1" style="width: 100%; border-collapse: collapse;"> <tr> <th colspan="2" style="text-align: center; color: red;">Confirmed cases</th> </tr> <tr> <td style="text-align: center; color: red;">Total</td> <td style="text-align: center;">14-day change</td> </tr> <tr> <td style="text-align: center; color: red;">608.5M 60,85,18,726</td> <td style="text-align: center;">  +9.2M-51% </td> </tr> <tr> <th colspan="2" style="text-align: center;">Deaths</th> </tr> <tr> <td style="text-align: center;">Total</td> <td style="text-align: center;">14-day change</td> </tr> <tr> <td style="text-align: center;">6.5M 65,13,932</td> <td style="text-align: center;">  +56,253-70% </td> </tr> </table>		Confirmed cases		Total	14-day change	608.5M 60,85,18,726	 +9.2M -51%	Deaths		Total	14-day change	6.5M 65,13,932	 +56,253 -70%	490
Confirmed cases																		
Total	14-day change																	
608.5M 60,85,18,726	 +9.2M -51%																	
Deaths																		
Total	14-day change																	
6.5M 65,13,932	 +56,253 -70%																	
01-09-22	12.6B 12,56,68,63,382	62.69	68.2	<table border="1" style="width: 100%; border-collapse: collapse;"> <tr> <th colspan="2" style="text-align: center; color: red;">Confirmed cases</th> </tr> <tr> <td style="text-align: center; color: red;">Total</td> <td style="text-align: center;">14-day change</td> </tr> <tr> <td style="text-align: center; color: red;">600.9M 60,08,75,353</td> <td style="text-align: center;">  +11.6M +13% </td> </tr> <tr> <th colspan="2" style="text-align: center;">Deaths</th> </tr> </table>		Confirmed cases		Total	14-day change	600.9M 60,08,75,353	 +11.6M +13%	Deaths						
Confirmed cases																		
Total	14-day change																	
600.9M 60,08,75,353	 +11.6M +13%																	
Deaths																		




				<table border="1"> <thead> <tr> <th>Total</th> <th>14-day change</th> </tr> </thead> <tbody> <tr> <td>6.5M 64,86,034</td> <td>  +50,300 +127% </td> </tr> </tbody> </table>	Total	14-day change	6.5M 64,86,034	 +50,300 +127%								
Total	14-day change															
6.5M 64,86,034	 +50,300 +127%															
15-08-22	12.4B 12,44,81,78,701	62.4	67.95	<table border="1"> <thead> <tr> <th colspan="2">Confirmed cases</th> </tr> <tr> <th>Total</th> <th>14-day change</th> </tr> </thead> <tbody> <tr> <td> 589.9M 58,98,68,207 </td> <td>  +13.4M +9% </td> </tr> <tr> <th colspan="2">Deaths</th> </tr> <tr> <th>Total</th> <th>14-day change</th> </tr> <tr> <td> 6.4M 64,34,710 </td> <td>  +35,924+36% </td> </tr> </tbody> </table>	Confirmed cases		Total	14-day change	589.9M 58,98,68,207	 +13.4M +9%	Deaths		Total	14-day change	6.4M 64,34,710	 +35,924+36%
Confirmed cases																
Total	14-day change															
589.9M 58,98,68,207	 +13.4M +9%															
Deaths																
Total	14-day change															
6.4M 64,34,710	 +35,924+36%															
01-08-22	12.3B 12,34,33,02,21 3	62.08	67.58	<table border="1"> <thead> <tr> <th colspan="2">Confirmed cases</th> </tr> <tr> <th>Total</th> <th>14-day change</th> </tr> </thead> <tbody> <tr> <td> 574.8M 57,48,34,09 0 </td> <td>  +15.3M +1% </td> </tr> <tr> <th colspan="2">Deaths</th> </tr> <tr> <th>Total</th> <th>14-day change</th> </tr> <tr> <td> 6.4M 63,95,493 </td> <td>  +32,193-30% </td> </tr> </tbody> </table>	Confirmed cases		Total	14-day change	574.8M 57,48,34,09 0	 +15.3M +1%	Deaths		Total	14-day change	6.4M 63,95,493	 +32,193-30%
Confirmed cases																
Total	14-day change															
574.8M 57,48,34,09 0	 +15.3M +1%															
Deaths																
Total	14-day change															
6.4M 63,95,493	 +32,193-30%															
15-07-22	12.2B 12,19,79,14,406	61.73	67.27	559.5M 55,95,33,174												

Global Population (LIVE)		
8 B or 8000 M or 800 Cr	7,974,518,776	15 th Sep,2022
	7,967,613,047	15 th Aug, 2022
	7,961,218,794	17 th July,2022 20:00hrs

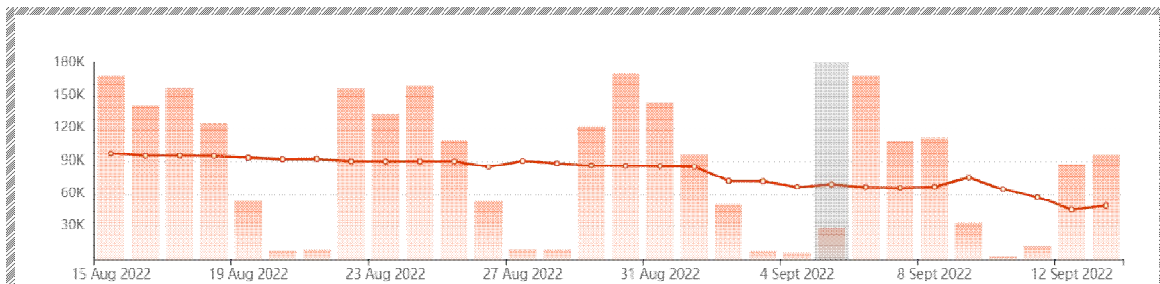


United States					
Upto Date	Doses administered	Fully vaccinated	Received at least one dose	Confirmed cases	
		%	%	During last 60 days Lakhs	

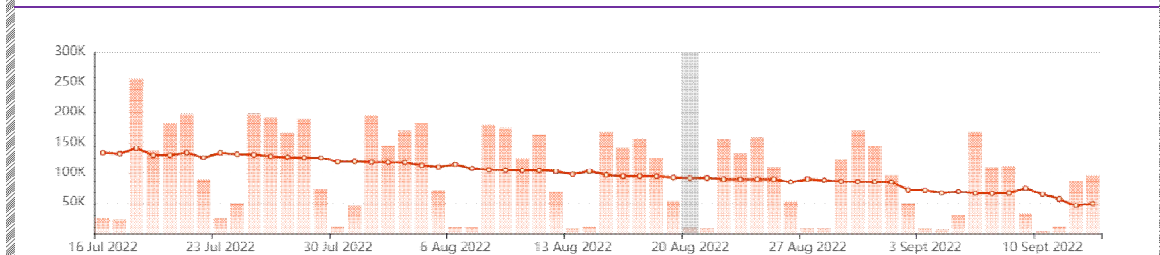
15-09-22	610.7M 61,06,86,563	64.5	79.25	<table border="1"> <thead> <tr> <th colspan="2">Confirmed cases</th> </tr> <tr> <th>Total</th> <th>14-day change</th> </tr> </thead> <tbody> <tr> <td>95.3M 9,52,82,080</td> <td> +951.1K -27%</td> </tr> <tr> <th colspan="2">Deaths</th> </tr> <tr> <th>Total</th> <th>14-day change</th> </tr> <tr> <td>1.1M 10,50,323</td> <td> +6,374 -15%</td> </tr> </tbody> </table>	Confirmed cases		Total	14-day change	95.3M 9,52,82,080	 +951.1K -27%	Deaths		Total	14-day change	1.1M 10,50,323	 +6,374 -15%	61
Confirmed cases																	
Total	14-day change																
95.3M 9,52,82,080	 +951.1K -27%																
Deaths																	
Total	14-day change																
1.1M 10,50,323	 +6,374 -15%																
31-08-22	608.9M 60,89,37,334	64.37	79.11	<table border="1"> <thead> <tr> <th colspan="2">Confirmed cases</th> </tr> <tr> <th>Total</th> <th>14-day change</th> </tr> </thead> <tbody> <tr> <td>94.2M 9,41,90,979</td> <td> +1.2M -21%</td> </tr> <tr> <th colspan="2">Deaths</th> </tr> <tr> <th>Total</th> <th>14-day change</th> </tr> <tr> <td>1M 10,43,840</td> <td> +6,446 0%</td> </tr> </tbody> </table>	Confirmed cases		Total	14-day change	94.2M 9,41,90,979	 +1.2M -21%	Deaths		Total	14-day change	1M 10,43,840	 +6,446 0%	
Confirmed cases																	
Total	14-day change																
94.2M 9,41,90,979	 +1.2M -21%																
Deaths																	
Total	14-day change																
1M 10,43,840	 +6,446 0%																
15-08-22	606.2M 60,61,62,842	64.19	78.91	<table border="1"> <thead> <tr> <th colspan="2">Confirmed cases</th> </tr> <tr> <th>Total</th> <th>14-day change</th> </tr> </thead> <tbody> <tr> <td>92.9M 9,29,19,750</td> <td> +1.5M -17%</td> </tr> <tr> <th colspan="2">Deaths</th> </tr> <tr> <th>Total</th> <th>14-day change</th> </tr> <tr> <td>1M 10,37,017</td> <td> +6,873 +12%</td> </tr> </tbody> </table>	Confirmed cases		Total	14-day change	92.9M 9,29,19,750	 +1.5M -17%	Deaths		Total	14-day change	1M 10,37,017	 +6,873 +12%	
Confirmed cases																	
Total	14-day change																
92.9M 9,29,19,750	 +1.5M -17%																
Deaths																	
Total	14-day change																
1M 10,37,017	 +6,873 +12%																
01-08-	603 M	64.05	78.81	9,11,20,218													

22	60,36,93,871			 <p>+1.8M-2% 14-day change</p>
				<p>Total deaths 10,29,270</p>  <p>14-day change</p>
15-07-22	599M 59,92,89,113	63.84	78.53	<p>Confirmed cases 8,92,21,950 (89M)</p>  <p>+1.6M+5% 14-day change</p>

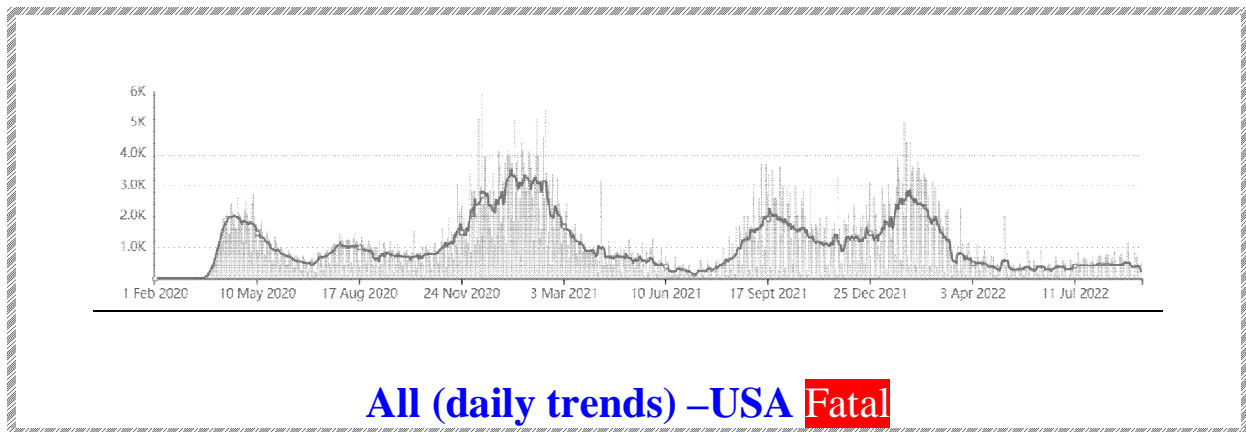
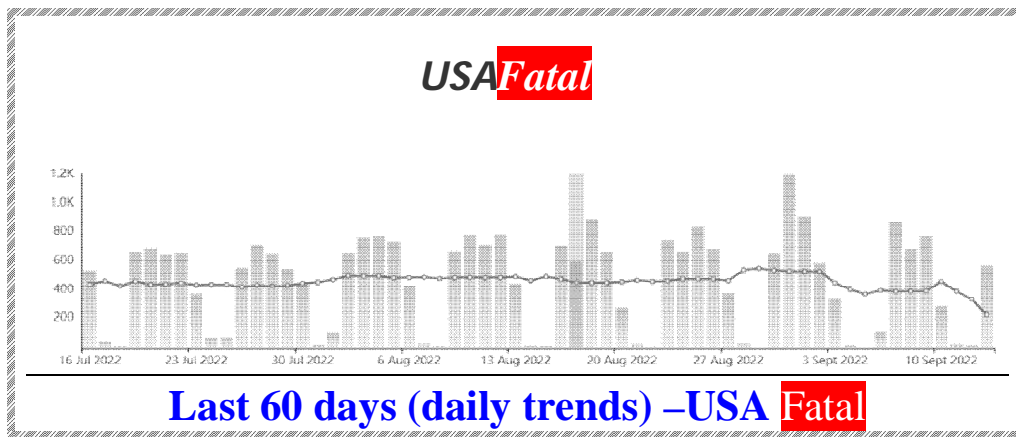
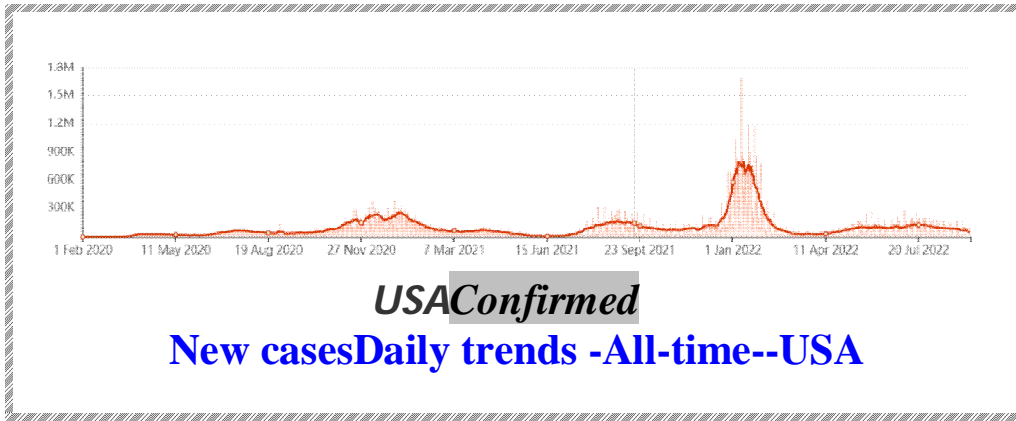
United States Population (LIVE)		
335,325,292	15 th Sep,2022, 14:10hrs	335M or
335,158,247	15 th Aug,2022, 14:20hrs	0.335B or
335,003,532	17 th July,2022 20:00hrs	33 Cr


















Last 30 days (New casesDaily trends) --USA



Last 60 days (New casesDaily trends) --USA



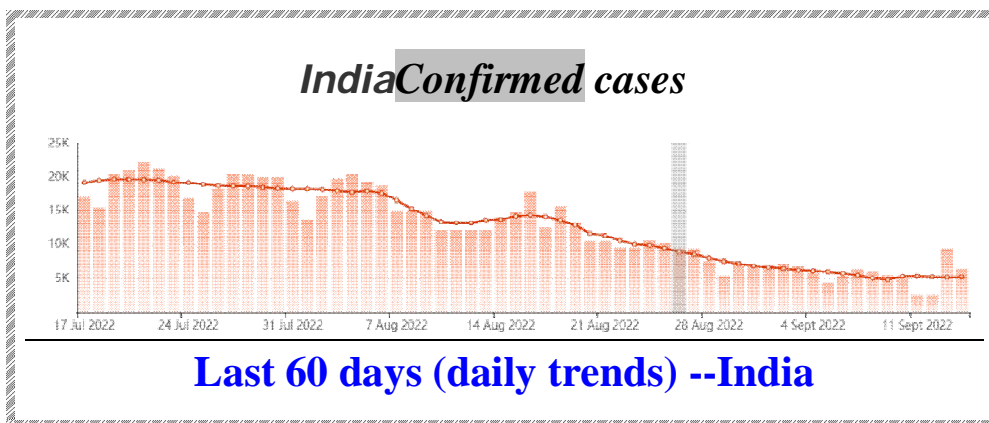
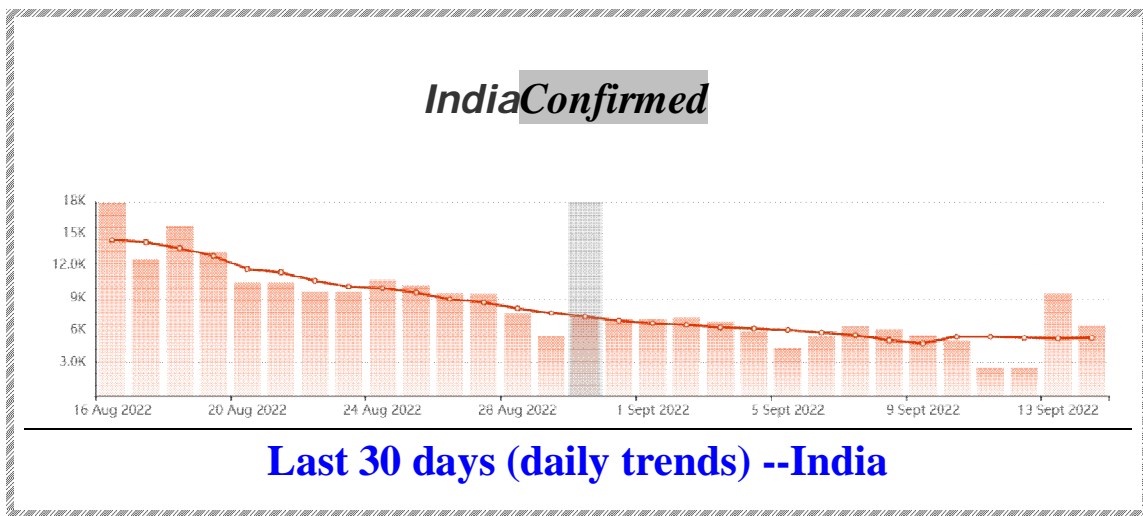
India				
Upt o Dat e	Doses administered	Fully vaccinated	Received at least one dose	Confirmed cases
		%	%	
				During last 60 days

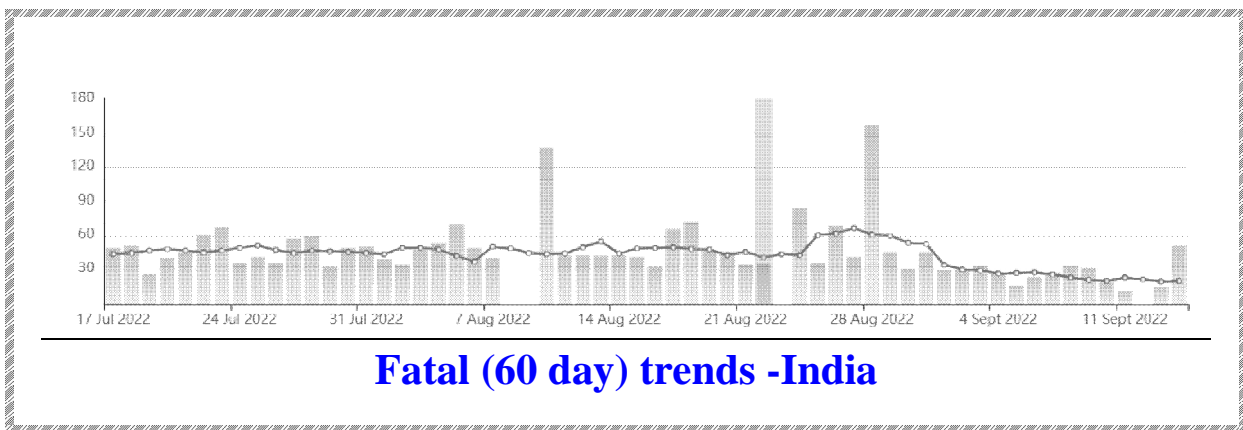
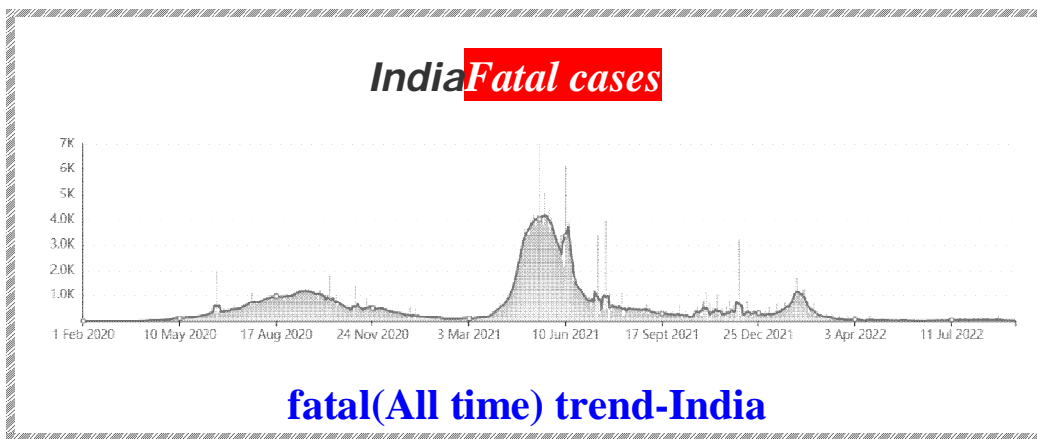
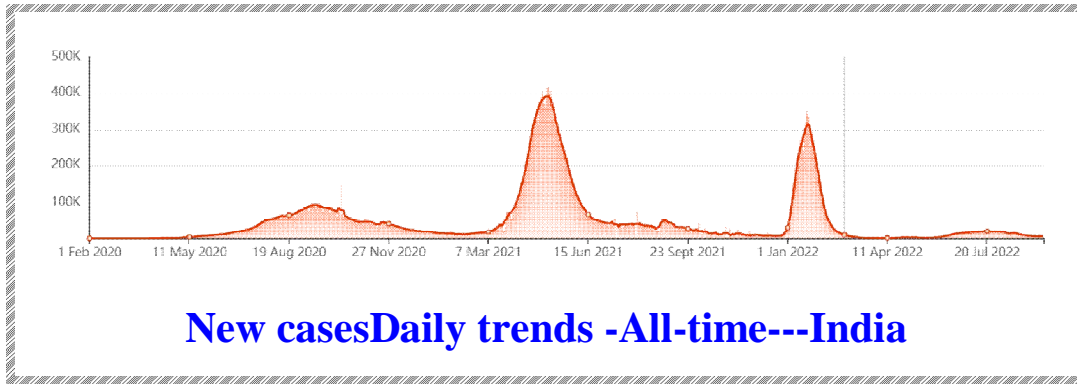
				Lakhs																
15-09-22	<p>2.2B</p> <p>2,15,98,56,790</p>	70.96	76.94	<table border="1"> <thead> <tr> <th colspan="2">Confirmed cases</th> </tr> <tr> <th>Total</th> <th>14-day change</th> </tr> </thead> <tbody> <tr> <td>44.5M</td> <td></td> </tr> <tr> <td>4,45,16,479</td> <td>+81,031-29%</td> </tr> <tr> <th colspan="2">Deaths</th> </tr> <tr> <th>Total</th> <th>14-day change</th> </tr> <tr> <td>528.3K</td> <td></td> </tr> <tr> <td>5,28,250</td> <td>+342-62%</td> </tr> </tbody> </table>	Confirmed cases		Total	14-day change	44.5M		4,45,16,479	+81,031 -29%	Deaths		Total	14-day change	528.3K		5,28,250	+342 -62%
Confirmed cases																				
Total	14-day change																			
44.5M																				
4,45,16,479	+81,031 -29%																			
Deaths																				
Total	14-day change																			
528.3K																				
5,28,250	+342 -62%																			
31-08-22	<p>2.1B</p> <p>2,12,46,02,466</p>	70.7	76.86	<table border="1"> <thead> <tr> <th colspan="2">Confirmed cases</th> </tr> <tr> <th>Total</th> <th>14-day change</th> </tr> </thead> <tbody> <tr> <td>44.4M</td> <td></td> </tr> <tr> <td>4,44,28,393</td> <td>+142.1K-37%</td> </tr> <tr> <th colspan="2">Deaths</th> </tr> <tr> <th>Total</th> <th>14-day change</th> </tr> <tr> <td>527.9K</td> <td></td> </tr> <tr> <td>5,27,874</td> <td>+760+50%</td> </tr> </tbody> </table>	Confirmed cases		Total	14-day change	44.4M		4,44,28,393	+142.1K -37%	Deaths		Total	14-day change	527.9K		5,27,874	+760 +50%
Confirmed cases																				
Total	14-day change																			
44.4M																				
4,44,28,393	+142.1K -37%																			
Deaths																				
Total	14-day change																			
527.9K																				
5,27,874	+760 +50%																			
15-08-22	<p>2.1B</p> <p>2,08,25,20,865</p>	70.36	76.75	<table border="1"> <thead> <tr> <th colspan="2">Confirmed cases</th> </tr> <tr> <th>Total</th> <th>14-day change</th> </tr> </thead> <tbody> <tr> <td>44.3M</td> <td></td> </tr> <tr> <td>4,42,68,381</td> <td>+217.2K-28%</td> </tr> <tr> <th colspan="2">Deaths</th> </tr> <tr> <th>Total</th> <th>14-day change</th> </tr> <tr> <td></td> <td></td> </tr> </tbody> </table>	Confirmed cases		Total	14-day change	44.3M		4,42,68,381	+217.2K -28%	Deaths		Total	14-day change				
Confirmed cases																				
Total	14-day change																			
44.3M																				
4,42,68,381	+217.2K -28%																			
Deaths																				
Total	14-day change																			

				<p>527.1 K 5,27,069</p> <p>+639 -5%</p>	
01-08-22	2,04,34,20,844 (2.04 B)	69.98	76.62	<p>Confirmed cases (44M) 4,40,36,275</p> <p>+269.2K +2% 14-day change</p> <p>Total deaths 526.4K 5,26,396</p> <p>+624 +2% 14-day change</p>	8
15-07-22	1,99,47,84,956 (1.99B)	69.38	76.43	<p>Confirmed cases 4,37,10,027 (43M)</p> <p>+237.8K +15% 14-day change</p>	
				<p>Total deaths 5,25,604 (0.5M)</p> <p>+442 +42% 14-day change</p>	

India Population (LIVE)		
0.0014 Trillions or 1.41 Billions or 141 Crores or 1410 Millions or 14100 lacs	1,410,510,293	15 th Sep, 2022
	1,409,325,849	15 th Aug, 2022, 14:20hrs
	1,408,230,040	17 th July, 2022 20:00hrs

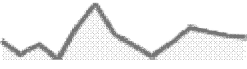
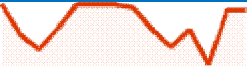

India





Brazil					
Upto Date	Doses administered	Fully vaccinated	Received at least one dose	Confirmed cases	During last 60 days Lakhs
		%	%		
15-09-22	471.4M 47,13,78,826	85.5	92.85	Confirmed cases	

				<table border="1"> <thead> <tr> <th>Total</th> <th>14-day change</th> </tr> </thead> <tbody> <tr> <td>34.5M 3,45,16,739</td> <td> +132K-56%</td> </tr> <tr> <th colspan="2">Deaths</th> </tr> <tr> <th>Total</th> <th>14-day change</th> </tr> <tr> <td>684.8K 6,84,813</td> <td> +1,341-42%</td> </tr> </tbody> </table>	Total	14-day change	34.5M 3,45,16,739	 +132K -56%	Deaths		Total	14-day change	684.8K 6,84,813	 +1,341 -42%		
Total	14-day change															
34.5M 3,45,16,739	 +132K -56%															
Deaths																
Total	14-day change															
684.8K 6,84,813	 +1,341 -42%															
31-08-22	470.1M 47,01,15,910	85.34	92.73	<table border="1"> <thead> <tr> <th colspan="2">Confirmed cases</th> </tr> <tr> <th>Total</th> <th>14-day change</th> </tr> </thead> <tbody> <tr> <td>34.4M 3,43,97,205</td> <td> +213.6K-22%</td> </tr> <tr> <th colspan="2">Deaths</th> </tr> <tr> <th>Total</th> <th>14-day change</th> </tr> <tr> <td>683.6K 6,83,622</td> <td> +2,241-13%</td> </tr> </tbody> </table>	Confirmed cases		Total	14-day change	34.4M 3,43,97,205	 +213.6K -22%	Deaths		Total	14-day change	683.6K 6,83,622	 +2,241 -13%
Confirmed cases																
Total	14-day change															
34.4M 3,43,97,205	 +213.6K -22%															
Deaths																
Total	14-day change															
683.6K 6,83,622	 +2,241 -13%															
15-08-22	466.9M 46,68,50,155	85.07	92.48	<table border="1"> <thead> <tr> <th colspan="2">Confirmed cases</th> </tr> <tr> <th>Total</th> <th>14-day change</th> </tr> </thead> <tbody> <tr> <td>34.1M 3,41,48,131</td> <td> +334.5K -38%</td> </tr> <tr> <th colspan="2">Deaths</th> </tr> <tr> <th>Total</th> <th>14-day change</th> </tr> <tr> <td>681.3K 6,81,253</td> <td>+2,940 -4%</td> </tr> </tbody> </table>	Confirmed cases		Total	14-day change	34.1M 3,41,48,131	 +334.5K -38%	Deaths		Total	14-day change	681.3K 6,81,253	+2,940 -4%
Confirmed cases																
Total	14-day change															
34.1M 3,41,48,131	 +334.5K -38%															
Deaths																
Total	14-day change															
681.3K 6,81,253	+2,940 -4%															
01-08-22				<table border="1"> <thead> <tr> <th colspan="2">Confirmed cases</th> </tr> </thead> <tbody> <tr> <td colspan="2">3,38,13,587 (33M)</td> </tr> <tr> <td colspan="2"></td> </tr> </tbody> </table>	Confirmed cases		3,38,13,587 (33M)									
Confirmed cases																
3,38,13,587 (33M)																





				<p>+523.3K -43% 14-day change</p> <p>Total deaths 678.5K 6,78,486</p>  <p>+3,223 -11% 14-day change</p>	
15-07-22	----	----	----	<p>Confirmed cases 3,30,76,779 (33M)</p>  <p>+718.8K -23% 14-day change</p> <p>Total deaths 6,74,482 (0.7M)</p>  <p>+2,626 -34% 14-day change</p>	15

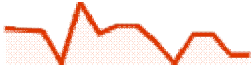





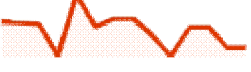











United Kingdom									
Upto Date	Doses administered	Fully vaccinated	Received at least one dose	Confirmed cases					
		%	%		During last 60 days Lakhs				
15-09-22	151.2M 15,12,06,358	81.36	86.29	<p>Confirmed cases</p> <table border="1"> <tr> <td>Total</td> <td>14-day change</td> </tr> <tr> <td>23.6M 2,35,54,519</td> <td>+3,878 +44%</td> </tr> </table> <p>Deaths</p>	Total	14-day change	23.6M 2,35,54,519	+3,878 +44%	
Total	14-day change								
23.6M 2,35,54,519	+3,878 +44%								

				<table border="1"> <thead> <tr> <th>Total</th> <th>14-day change</th> </tr> </thead> <tbody> <tr> <td>205.7K 2,05,718</td> <td>+1,019-98%</td> </tr> </tbody> </table>	Total	14-day change	205.7K 2,05,718	+1,019 -98%									
Total	14-day change																
205.7K 2,05,718	+1,019 -98%																
31-08-22	151M 15,10,11,469	81.23	86.24	<table border="1"> <thead> <tr> <th colspan="2">Confirmed cases</th> </tr> <tr> <th>Total</th> <th>14-day change</th> </tr> </thead> <tbody> <tr> <td>23.5M 2,34,92,875</td> <td>+82,151+8%</td> </tr> <tr> <th colspan="2">Deaths</th> </tr> <tr> <th>Total</th> <th>14-day change</th> </tr> <tr> <td>204.7K 2,04,699</td> <td>+1,968-29%</td> </tr> </tbody> </table>	Confirmed cases		Total	14-day change	23.5M 2,34,92,875	+82,151 +8%	Deaths		Total	14-day change	204.7K 2,04,699	+1,968 -29%	
Confirmed cases																	
Total	14-day change																
23.5M 2,34,92,875	+82,151 +8%																
Deaths																	
Total	14-day change																
204.7K 2,04,699	+1,968 -29%																
15-08-22	150.8M 15,07,52,976	81.08	86.18	<table border="1"> <thead> <tr> <th colspan="2">Confirmed cases</th> </tr> <tr> <th>Total</th> <th>14-day change</th> </tr> </thead> <tbody> <tr> <td>23.5M 2,35,09,727</td> <td>+117.6K -43%</td> </tr> <tr> <th colspan="2">Deaths</th> </tr> <tr> <th>Total</th> <th>14-day change</th> </tr> <tr> <td>186.3K 1,86,284</td> <td>+1,937 -32%</td> </tr> </tbody> </table>	Confirmed cases		Total	14-day change	23.5M 2,35,09,727	+117.6K -43%	Deaths		Total	14-day change	186.3K 1,86,284	+1,937 -32%	2
Confirmed cases																	
Total	14-day change																
23.5M 2,35,09,727	+117.6K -43%																
Deaths																	
Total	14-day change																
186.3K 1,86,284	+1,937 -32%																
01-08-22	15,03,93,033	80.84	86.1	<table border="1"> <thead> <tr> <th colspan="2">Confirmed cases</th> </tr> <tr> <th>Total</th> <th>14-day change</th> </tr> </thead> <tbody> <tr> <td>23.4M 2,33,91,944</td> <td>+231.9K -52%</td> </tr> <tr> <th colspan="2">deaths</th> </tr> <tr> <th>Total</th> <th>14-day change</th> </tr> </tbody> </table>	Confirmed cases		Total	14-day change	23.4M 2,33,91,944	+231.9K -52%	deaths		Total	14-day change			
Confirmed cases																	
Total	14-day change																
23.4M 2,33,91,944	+231.9K -52%																
deaths																	
Total	14-day change																

				184.1K 1,84,139	+1,152-100% 14-day change
15-07-22	14,99,68,871	80.6	86.03		

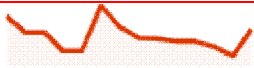
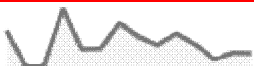




China (mainland)

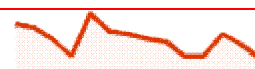





Upto Date	Doses administered	Confirmed cases	
		During last 60 days	
15-09-22	3.4B 3,43,46,21,000	Confirmed cases Total 972.1K 9,72,129 14-day change  +58,298-53%	79K
		Deaths Total 5,226 14-day change  +13-93%	
31-08-22	3.43B 3,43,25,06,000	Confirmed cases Total 951.3K 9,51,289 14-day change  +58,298-53%	
		Deaths Total 5,226 14-day change  +13-93%	
15-08-22	3.42B		

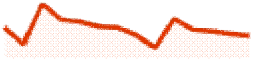



	3,42,77,88,000	<table border="1"> <tr> <th colspan="2">Confirmed cases</th> </tr> <tr> <td>Total</td> <td>14-day change</td> </tr> <tr> <td>917.6K 9,17,625</td> <td>  +58,298 -53% </td> </tr> <tr> <th colspan="2">Deaths</th> </tr> <tr> <td>Total</td> <td>14-day change</td> </tr> <tr> <td>5,226</td> <td>  +13 -93% </td> </tr> </table>	Confirmed cases		Total	14-day change	917.6K 9,17,625	 +58,298 -53%	Deaths		Total	14-day change	5,226	 +13 -93%
Confirmed cases														
Total	14-day change													
917.6K 9,17,625	 +58,298 -53%													
Deaths														
Total	14-day change													
5,226	 +13 -93%													
01-08-22	3,42,29,10,000	<table border="1"> <tr> <th colspan="2">Total Confirmed cases</th> </tr> <tr> <td>904.6K 9,04,574</td> <td>  +58,298-53% 14-day change </td> </tr> <tr> <th colspan="2">Total deaths</th> </tr> <tr> <td>5,226</td> <td>  +13-93% 14-day change </td> </tr> </table>	Total Confirmed cases		904.6K 9,04,574	 +58,298 -53% 14-day change	Total deaths		5,226	 +13 -93% 14-day change				
Total Confirmed cases														
904.6K 9,04,574	 +58,298 -53% 14-day change													
Total deaths														
5,226	 +13 -93% 14-day change													
15-07-22	3,40,96,97,000	<table border="1"> <tr> <td> Confirmed cases 8,93,814 (0.8M) </td> </tr> <tr> <td>  +58,298-53% 14-day change </td> </tr> <tr> <td> Total deaths 5,226 (5K) </td> </tr> <tr> <td>  +13-93% 14-day change </td> </tr> </table>	Confirmed cases 8,93,814 (0.8M)	 +58,298 -53% 14-day change	Total deaths 5,226 (5K)	 +13 -93% 14-day change								
Confirmed cases 8,93,814 (0.8M)														
 +58,298 -53% 14-day change														
Total deaths 5,226 (5K)														
 +13 -93% 14-day change														

China Population (LIVE)

1.45Billions or 1450 Millions or 145 Crores	15 th Sep,2022	1,451,643,708
	15 th Aug,2022	1,451,167,621
	17 th July,2022 20:00hrs	1,450,727,770

Italy																	
Upto Date	Doses administered	Fully vaccinated	Received at least one dose	Confirmed cases													
		%	%		During last 60 days												
15-09-22	140.5M 14,05,00,487	79.49	84.25	<table border="1" style="width: 100%; border-collapse: collapse;"> <thead> <tr> <th colspan="2" style="text-align: center;">Confirmed cases</th> </tr> <tr> <th style="text-align: center;">Total</th> <th style="text-align: center;">14-day change</th> </tr> </thead> <tbody> <tr> <td style="text-align: center;">22.1M 2,20,77,601</td> <td style="text-align: center;">  +262.7K-45% </td> </tr> <tr> <th colspan="2" style="text-align: center;">Deaths</th> </tr> <tr> <th style="text-align: center;">Total</th> <th style="text-align: center;">14-day change</th> </tr> <tr> <td style="text-align: center;">176.3K 1,76,335</td> <td style="text-align: center;">  +835-53% </td> </tr> </tbody> </table>		Confirmed cases		Total	14-day change	22.1M 2,20,77,601	 +262.7K -45%	Deaths		Total	14-day change	176.3K 1,76,335	 +835 -53%
Confirmed cases																	
Total	14-day change																
22.1M 2,20,77,601	 +262.7K -45%																
Deaths																	
Total	14-day change																
176.3K 1,76,335	 +835 -53%																

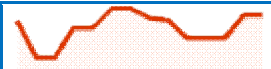

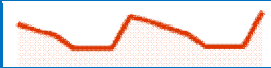
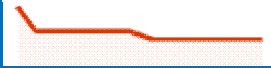

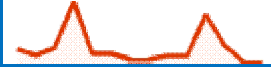


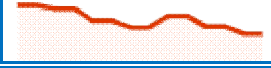
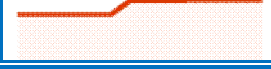

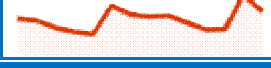

15-08-22	140.1M 14,00,82,243	79.48	84.23	<table border="1" style="width: 100%; border-collapse: collapse;"> <thead> <tr> <th colspan="2" style="text-align: center;">Confirmed cases</th> </tr> <tr> <th style="text-align: center;">Total</th> <th style="text-align: center;">14-day change</th> </tr> </thead> <tbody> <tr> <td style="text-align: center;">21.5M 2,14,80,076</td> <td style="text-align: center;">  +518.1K -51% </td> </tr> <tr> <th colspan="2" style="text-align: center;">Deaths</th> </tr> <tr> <th style="text-align: center;">Total</th> <th style="text-align: center;">14-day change</th> </tr> <tr> <td style="text-align: center;">174K 1,73,982</td> <td style="text-align: center;">  +2,132 -10% </td> </tr> </tbody> </table>		Confirmed cases		Total	14-day change	21.5M 2,14,80,076	 +518.1K -51%	Deaths		Total	14-day change	174K 1,73,982	 +2,132 -10%
Confirmed cases																	
Total	14-day change																
21.5M 2,14,80,076	 +518.1K -51%																
Deaths																	
Total	14-day change																
174K 1,73,982	 +2,132 -10%																

01-08-22	13,96 ,11,973	79.47	84.22	<p>Total Confirmed cases</p> <p>21M 2,10,02,773</p>  <p>+925.9K-44% 14-day change</p> <p>Total deaths</p> <p>172K 1,72,003</p>  <p>+2,147+53% 14-day change</p>	
15-07-22	13,86 ,18,028	79.47	84.21	<p>Confirmed cases 1,97,78,911 (19M)</p>  <p>+1.3M+29% 14-day change</p> <p>Total deaths 1,69,496 (0.17M)</p>  <p>+939 +20% 14-day change</p>	24 lakhs

**Time line of Covid-19 (Pandemic infection)
critical Data**

[15-Sep 2022_{down to}] 15-Jan-2020

SARS-CoV-2 (**15-09-2022**)
Europe, Japan.....

Country	Infected	14-day change	
France	3,47,44,372		+223.4K -10%
Spain	1,33,67,647		+34,671 -2%
Germany	3,26,04,993		+413.3K 0%
Sweden	25,73,548		+10,495 -55%
Netherlands	84,07,705		+21,090 -4%
Canada	42,25,396		+39,597 -27%
Switzerland	40,73,348		+28,337 -9%
South Korea	2,42,64,470		+155.7K +81%
Japan	2,03,99,933		+1.6M -46%
Egypt	5,15,645		+5,768 -12%
Russia	2,02,08,878		+679.9K +12%
Singapore	18,67,168		+27,924 +6%
Greece	48,38,811		+75,984 -27%
Marshall Islands	15,180	Deaths17 Vaccines101,728	
Antarctica	11	Total deaths0	

References

Title	EscapeCorona – Part 14
Journal	Journal of Applicable Chemistry, 2022, 11 (4)645-663
Authors	S. Narasinga Rao, K. Somasekhara Rao, R. Sambasiva Rao

Title	Mini Review, Inspiring Medical Professionals: Imp-2- Maurice Hilleman
Journal	Journal of Applicable Chemistry, 2022, 11 (3) 331-343
Authors	S. Narasinga Rao, R. Sambasiva Rao

Title	EscapeCorona – Part 13
Journal	Journal of Applicable Chemistry, 2022, 11 (3)378-391
Authors	K. Somasekhara Rao, R.Sambasiva Rao

Title	EscapeCorona – Part 12
Journal	Journal of Applicable Chemistry, 2022, 11 (2)187-196
Authors	K. Somasekhara Rao, R.Sambasiva Rao

Title	EscapeCorona – Part 11
Journal	Journal of Applicable Chemistry, 2022, 11 (1)40-57
Authors	K. Somasekhara Rao, R.Sambasiva Rao

Title	EscapeCorona – Part 10
Journal	Journal of Applicable Chemistry, 2021, 10 (6)906-918
Authors	K. Somasekhara Rao, R.Sambasiva Rao

Title	EscapeCorona – Part 9
Journal	Journal of Applicable Chemistry, 2021, 10 (5)678-697
Authors	K. Somasekhara Rao, R.Sambasiva Rao

Title	EscapeCorona – Part 8
Journal	Journal of Applicable Chemistry, 2021, 10 (4)472-487
Authors	K. Somasekhara Rao, R.Sambasiva Rao

Title	EscapeCorona – Part 7
Journal	Journal of Applicable Chemistry, 2021, 10 (3): 308-322
Authors	K. Somasekhara Rao, R.Sambasiva Rao

Title	EscapeCorona – Part 6
Journal	Journal of Applicable Chemistry, 2021, 10 (2): 227-234
Authors	K. Somasekhara Rao, R.Sambasiva Rao

Title	EscapeCorona – Part 5 Knowledge Inn (in nature)-15
Journal	Journal of Applicable Chemistry, 2021, 10 (1): 108-120
Authors	R.Sambasiva Rao

Title	EscapeCorona – Part 4 Knowledge Inn (in nature)-14
-------	---

Journal	Journal of Applicable Chemistry, 2020, 9 (6): 1053-1067
Authors	R.Sambasiva Rao

Title	EscapeCorona – Part 3 Knowledge Inn (in nature)-13
Journal	Journal of Applicable Chemistry, 2020, 9 (5): 833-840
Authors	R.Sambasiva Rao

Title	EscapeCorona – Part 2 Knowledge Inn (in nature)-12
Journal	Journal of Applicable Chemistry, 2020, 9 (4): 671-681
Authors	R.Sambasiva Rao

Title	Evolutionary-scientific-cure[Esc.]:Part 1. Corona virus disease [CVD]	
Journal	Journal of Applicable Chemistry, 2020, 9 (3): 344-361	
Authors	K. Somasekhara Rao, K. Ramakrishna, Ch. V. Kameswara Rao and R.Sambasiva Rao	

<p>Escape Coronavirus disease (Esc CVD) with Evolutionary-scientific-cure (Esc) Using Wise intelligent Conscientious Knowledge (Wick) Part 15</p>	<p>KnowLab rsr.chem1979</p>
---	---------------------------------